

APPENDIX A

TRANSPORTATION ADVISORY COMMITTEE

APPENDIX A

TRANSPORTATION ADVISORY COMMITTEE

Aaron Frank
Chittenden County Transportation Authority

Bill Wessel
Chittenden County Transportation Authority

Sonny Audette
CCMPO

Bob Conlon
CCTA Board of Commissioners

Peter Keating
CCMPO

Jason Whitney

Amy Jestes
VTrans

Chris Cole
Chittenden County Transportation Authority

Jim Melone
Chittenden County Transportation Authority

Robert Penniman
CATMA

Dan Bradley
Burlington Public Works

Murray Benner
SSTA

Krista Chadwick
VTrans

APPENDIX B

DETAILED DATA ANALYSIS

Table B-1: NUMBER AND RANK OF TRANSIT DEPENDENT BLOCKGROUPS IN CCTA/SSTA RELATIVE TO THE STATE - 2000 CENSUS

Census Blockgroups	Town	Elderly (60+)		Youth (12 - 17)		Disability		Below Poverty		Autoless Households	
		Number	Rank	Number	Rank	Number	Rank	Number	Rank	Number	Rank
500070001001	Burlington	319	44	262	9	53	189	273	18	72	55
500070001002	Burlington	415	14	126	134	101	41	181	72	103	31
500070002001	Burlington	335	36	123	149	91	56	253	24	96	42
500070002002	Burlington	479	6	142	88	112	26	16	506	17	284
500070002003	Burlington	153	319	81	334	39	296	10	517	9	400
500070002004	Burlington	347	28	115	173	74	101	55	380	24	198
500070003001	Burlington	144	354	154	67	122	18	610	4	219	2
500070003002	Burlington	163	298	95	257	86	65	218	40	131	18
500070004001	Burlington	80	502	52	459	52	192	361	10	116	25
500070004002	Burlington	135	380	56	441	81	77	387	9	210	3
500070004003	Burlington	65	518	44	491	40	285	91	238	83	48
500070005001	Burlington	74	511	25	525	57	165	143	111	33	150
500070005002	Burlington	210	168	26	524	30	363	663	2	133	17
500070005003	Burlington	68	516	11	529	35	316	717	1	64	67
500070006001	Burlington	366	22	99	232	136	9	565	5	122	21
500070006002	Burlington	113	434	39	503	18	472	632	3	72	57
500070007001	Burlington	163	299	55	445	3	528	102	212	32	153
500070007002	Burlington	64	520	30	521	21	450	230	35	23	209
500070008001	Burlington	253	101	81	336	43	262	276	17	102	32
500070008002	Burlington	174	257	46	480	77	90	47	410	27	178
500070009001	Burlington	58	524	40	501	11	509	87	254	22	220
500070009002	Burlington	58	523	22	526	33	337	128	137	48	103
500070009003	Burlington	147	340	38	505	85	67	215	43	193	8
500070010001	Burlington	249	106	36	509	70	106	252	25	202	4
500070010002	Burlington	114	432	67	403	102	39	302	15	147	12
500070011001	Burlington	201	190	106	211	57	166	204	52	30	162
500070011002	Burlington	203	184	41	495	27	399	5	525	18	269
500070021011	Milton	118	421	92	272	23	430	67	329	0	526
500070021012	Milton	89	487	146	82	17	482	11	516	21	224
500070021023	Milton	53	526	61	424	11	515	7	523	11	369
500070021024	Milton	173	262	140	95	98	44	241	30	0	519

B-1

Table B-1 (Continued)

Census Blockgroups	Town	Elderly (60+)		Youth (12 - 17)		Disability		Below Poverty		Autoless Households	
		Number	Rank	Number	Rank	Number	Rank	Number	Rank	Number	Rank
500070021025	Milton	219	146	308	4	84	72	57	372	13	336
500070021026	Milton	189	225	138	99	33	342	100	218	6	448
500070022001	Colchester	270	81	179	37	55	180	118	161	52	95
500070022002	Colchester	104	452	98	242	70	109	125	145	17	283
500070022003	Colchester	125	403	120	157	79	86	177	78	63	68
500070022004	Colchester	134	387	89	287	68	119	28	480	0	529
500070023001	Colchester	113	435	57	438	20	457	66	335	0	525
500070023002	Colchester	196	204	171	44	17	480	79	286	13	343
500070023003	Colchester	200	195	167	48	113	24	111	181	62	70
500070023004	Colchester	145	350	113	180	41	278	103	209	18	259
500070023005	Colchester	85	493	54	449	57	170	0	529	8	417
500070023006	Colchester	139	369	126	139	6	527	105	198	9	402
500070023007	Colchester	100	465	85	314	8	523	56	378	11	371
500070024001	Winooski	164	294	76	366	60	150	107	191	45	115
500070024002	Winooski	136	377	116	172	46	234	310	13	54	91
500070024003	Winooski	153	318	45	485	55	174	103	206	35	147
500070025001	Winooski	231	127	94	261	80	81	169	86	48	102
500070025002	Winooski	295	57	33	514	96	48	112	175	136	15
500070025003	Winooski	137	374	46	482	82	74	192	62	97	40
500070026012	Jericho	128	399	100	228	55	178	56	375	24	192
500070026013	Jericho	296	56	119	158	37	306	28	478	35	145
500070026014	Jericho	225	136	125	140	32	353	16	508	21	221
500070026016	Jericho	161	301	86	307	35	324	54	385	24	195
500070026021	Jericho	288	62	391	2	80	85	75	300	62	69
500070026025	Jericho	71	514	45	489	20	461	19	501	17	287
500070027013	Jericho	295	58	288	6	37	307	41	432	27	176
500070027014	Jericho	117	424	132	116	28	391	5	526	7	419
500070027015	Jericho	191	217	154	66	36	312	102	213	55	85
500070027021	Jericho	242	115	238	13	131	13	65	340	0	504
500070027022	Jericho	161	302	268	8	52	198	23	489	0	499
500070028001	Jericho	133	392	194	27	20	460	44	419	0	494
500070028002	Jericho	220	143	251	11	78	88	146	107	13	335
500070028003	Jericho	117	425	133	114	38	301	40	441	0	511

Table B-1 (Continued)

Census Blockgroups	Town	Elderly (60+)		Youth (12 - 17)		Disability		Below Poverty		Autoless Households	
		Number	Rank	Number	Rank	Number	Rank	Number	Rank	Number	Rank
500070029001	Westford	182	242	209	22	48	224	102	216	21	225
500070029002	Underhill	174	259	216	20	28	390	88	253	17	274
500070029003	Underhill	99	472	137	105	38	300	66	336	6	434
500070029004	Bolton	95	478	85	315	25	411	51	395	7	429
500070030001	Richmond	174	258	187	33	70	111	122	151	29	168
500070030002	Richmond	198	199	213	21	63	135	86	260	18	256
500070031001	Williston	785	1	392	1	98	46	39	443	0	516
500070031002	Williston	212	160	130	121	56	172	23	493	16	296
500070031003	Williston	201	193	182	35	53	191	52	393	0	510
500070032001	South Burlington	106	448	54	448	16	484	31	470	29	166
500070032002	South Burlington	197	201	101	223	16	485	37	447	0	509
500070032003	South Burlington	328	41	92	268	51	205	128	138	32	152
500070032004	South Burlington	435	11	130	119	96	50	103	207	116	23
500070032005	South Burlington	232	126	61	422	19	469	27	482	24	201
500070032006	South Burlington	265	87	96	252	31	357	124	147	59	77
500070033001	South Burlington	135	382	75	373	19	471	15	510	10	384
500070033002	South Burlington	147	341	220	19	16	489	0	530	18	253
500070033003	South Burlington	104	453	64	411	0	530	0	528	0	523
500070033004	South Burlington	625	2	282	7	56	173	40	436	98	35
500070033005	South Burlington	93	481	42	493	51	203	112	174	20	241
500070034001	Shelburne	136	378	74	377	16	487	15	509	0	515
500070034002	Shelburne	320	43	237	14	9	518	131	133	21	222
500070034003	Shelburne	147	342	116	170	8	524	54	387	7	422
500070034004	Shelburne	242	113	126	136	26	405	32	467	19	246
500070034005	Shelburne	515	3	106	207	152	7	108	190	17	285
500070035016	Charlotte	103	458	109	198	10	516	43	425	7	423
500070035017	Charlotte	171	276	176	38	21	451	26	488	10	375
500070035018	Charlotte	131	396	93	265	24	415	105	200	0	506
500070035021	St. George	73	513	78	352	36	311	62	354	6	438
500070035023	Hinesburg	77	505	72	388	13	504	17	505	8	413
500070035024	Hinesburg	190	223	262	10	44	259	105	199	27	177
500070035025	Hinesburg	110	439	112	184	15	495	30	474	9	388
500070035032	Huntington	134	391	191	31	54	186	112	179	9	392

Table B-2: DENSITY RANKING OF TRANSIT DEPENDENT BLOCKGROUPS FOR CCTA/SSTA RELATIVE TO STATE RANKINGS - 2000 CENSUS

Census Blockgroup	Town	Youth (12 - 17)		Elderly (60+)		Disability		Below Poverty		Autoless Households	
		Density	Rank	Density	Rank	Density	Rank	Density	Rank	Density	Rank
500070001001	Burlington	385.21	79	316.38	42	64.00	97	329.66	63	86.94	73
500070001002	Burlington	768.58	45	233.35	57	187.05	53	335.21	62	190.76	56
500070002001	Burlington	687.60	50	252.46	52	186.78	54	519.29	41	197.04	55
500070002002	Burlington	1713.58	7	507.99	15	400.67	26	57.24	126	60.82	87
500070002003	Burlington	214.79	107	113.71	107	54.75	107	14.04	209	12.63	150
500070002004	Burlington	338.93	86	112.33	109	72.28	92	53.72	128	23.44	130
500070003001	Burlington	68.28	168	73.02	125	57.85	103	289.24	65	103.84	71
500070003002	Burlington	1114.58	18	649.60	8	588.06	11	1490.67	18	895.77	11
500070004001	Burlington	1016.82	22	660.93	7	660.93	9	4588.41	5	1474.39	8
500070004002	Burlington	2380.83	4	987.60	2	1428.50	2	6825.04	3	3703.51	1
500070004003	Burlington	1563.67	10	1058.48	1	962.26	6	2189.14	12	1996.68	4
500070005001	Burlington	1668.20	8	563.58	13	1284.96	4	3223.68	7	743.93	15
500070005002	Burlington	2596.96	3	321.53	41	370.99	29	8198.98	2	1644.74	6
500070005003	Burlington	813.63	41	131.62	92	418.78	24	8578.97	1	765.77	13
500070006001	Burlington	485.13	74	131.22	93	180.27	56	748.91	34	161.71	59
500070006002	Burlington	838.89	35	289.53	46	133.63	70	4691.85	4	534.51	26
500070007001	Burlington	558.45	64	188.43	69	10.28	191	349.46	60	109.63	68
500070007002	Burlington	84.52	153	39.62	156	27.73	137	303.73	64	30.37	116
500070008001	Burlington	818.90	38	262.18	49	139.18	68	893.34	28	330.15	38
500070008002	Burlington	817.78	39	216.19	62	361.89	30	220.89	70	126.90	64
500070009001	Burlington	526.30	70	362.97	27	99.82	80	789.45	32	199.63	54
500070009002	Burlington	901.56	31	341.97	33	512.96	15	1989.64	13	746.12	14
500070009003	Burlington	2658.75	2	687.30	5	1537.37	1	3888.65	6	3490.74	2
500070010001	Burlington	911.85	30	131.83	91	256.34	41	922.84	26	739.73	17
500070010002	Burlington	286.35	93	168.29	72	256.21	42	758.58	33	369.24	34
500070011001	Burlington	668.79	52	352.69	30	189.66	52	678.77	36	99.82	72
500070011002	Burlington	522.58	71	105.55	111	69.51	93	12.87	213	46.34	99
500070021011	Milton	5.48	411	4.28	377	1.07	435	3.11	369	0.00	526
500070021012	Milton	25.65	227	42.08	152	4.90	243	3.17	362	6.05	174
500070021023	Milton	34.01	211	39.15	157	7.06	214	4.49	321	7.06	173
500070021024	Milton	23.18	235	18.76	209	13.13	182	32.29	155	0.00	507

B-4

Table B-2 (Continued)

Census Blockgroup	Town	Youth (12 - 17)		Elderly (60+)		Disability		Below Poverty		Autoless Households	
		Density	Rank	Density	Rank	Density	Rank	Density	Rank	Density	Rank
500070021025	Milton	13.70	279	19.27	207	5.26	237	3.57	343	0.81	306
500070021026	Milton	128.41	128	93.76	113	22.42	145	67.94	121	4.08	196
500070022001	Colchester	27.52	222	18.24	211	5.61	230	12.03	218	5.30	181
500070022002	Colchester	120.48	134	113.53	108	81.10	88	144.81	84	19.69	135
500070022003	Colchester	34.80	205	33.41	168	22.00	147	49.28	132	17.54	142
500070022004	Colchester	25.32	228	16.82	216	12.85	186	5.29	294	0.00	508
500070023001	Colchester	73.89	160	37.27	162	13.08	183	43.16	139	0.00	501
500070023002	Colchester	148.21	124	129.30	97	12.85	185	59.74	124	9.83	160
500070023003	Colchester	209.37	108	174.82	71	118.29	74	116.20	95	64.90	84
500070023004	Colchester	33.01	212	25.72	189	9.33	200	23.45	173	4.10	195
500070023005	Colchester	46.82	190	29.74	179	31.39	133	0.00	527	4.41	191
500070023006	Colchester	64.80	172	58.74	135	2.80	295	48.95	133	4.20	193
500070023007	Colchester	19.36	249	16.45	218	1.55	373	10.84	228	2.13	225
500070024001	Winooski	829.17	37	384.25	24	303.35	36	540.98	38	227.52	49
500070024002	Winooski	755.96	47	644.79	9	255.69	43	1723.14	16	300.16	41
500070024003	Winooski	757.86	46	222.90	60	272.43	40	510.19	43	173.37	58
500070025001	Winooski	641.26	57	260.95	50	222.08	48	469.15	47	133.25	62
500070025002	Winooski	3364.47	1	376.36	25	1094.88	5	1277.36	21	1551.08	7
500070025003	Winooski	339.84	85	114.11	105	203.41	51	476.27	46	240.61	47
500070026012	Jericho	200.45	110	156.60	80	86.13	86	87.70	110	37.58	110
500070026013	Jericho	196.20	112	78.88	120	24.53	139	18.56	187	23.20	131
500070026014	Jericho	612.18	61	340.10	34	87.07	84	43.53	138	57.14	92
500070026016	Jericho	309.25	91	165.19	78	67.23	94	103.72	100	46.10	101
500070026021	Jericho	273.09	96	370.76	26	75.86	89	71.12	118	58.79	89
500070026025	Jericho	105.64	139	66.95	128	29.76	134	28.27	165	25.29	126
500070027013	Jericho	105.12	140	102.62	112	13.18	181	14.61	205	9.62	163
500070027014	Jericho	10.77	307	12.15	241	2.58	308	0.46	522	0.64	327
500070027015	Jericho	97.21	143	78.38	121	18.32	155	51.92	129	27.99	119
500070027021	Jericho	14.75	272	14.51	227	7.99	206	3.96	335	0.00	509
500070027022	Jericho	73.01	163	121.53	100	23.58	142	10.43	233	0.00	497
500070028001	Jericho	92.78	148	135.33	88	13.95	178	30.69	162	0.00	495
500070028002	Jericho	11.84	291	13.51	229	4.20	253	7.86	252	0.70	318
500070028003	Jericho	7.61	370	8.65	281	2.47	314	2.60	399	0.00	516

Table B-2 (Continued)

Census Blockgroup	Town	Youth (12 - 17)		Elderly (60+)		Disability		Below Poverty		Autoless Households	
		Density	Rank	Density	Rank	Density	Rank	Density	Rank	Density	Rank
500070029001	Westford	4.64	442	5.32	342	1.22	412	2.60	402	0.53	344
500070029002	Underhill	7.71	366	9.57	265	1.24	408	3.90	337	0.75	311
500070029003	Underhill	3.44	486	4.76	360	1.32	397	2.29	424	0.21	443
500070029004	Bolton	2.24	517	2.00	490	0.59	496	1.20	498	0.16	458
500070030001	Richmond	15.90	269	17.09	215	6.40	221	11.15	226	2.65	215
500070030002	Richmond	9.47	336	10.19	260	3.01	286	4.11	330	0.86	303
500070031001	Williston	63.67	174	31.79	170	7.95	207	3.16	364	0.00	502
500070031002	Williston	69.29	167	42.49	150	18.30	156	7.52	255	5.23	182
500070031003	Williston	13.44	281	12.17	239	3.55	266	3.48	345	0.00	512
500070032001	South Burlington	44.68	194	22.76	197	6.74	216	13.07	212	12.22	154
500070032002	South Burlington	254.62	101	130.54	94	20.68	149	47.82	134	0.00	496
500070032003	South Burlington	1165.50	16	326.91	39	181.22	55	454.83	48	113.71	67
500070032004	South Burlington	554.39	65	165.68	77	122.35	72	131.27	90	147.84	60
500070032005	South Burlington	535.32	68	140.75	85	43.84	117	62.30	123	55.38	94
500070032006	South Burlington	190.04	113	68.85	126	22.23	146	88.93	109	42.31	105
500070033001	South Burlington	120.59	132	66.99	127	16.97	160	13.40	210	8.93	166
500070033002	South Burlington	34.15	208	51.10	142	3.72	261	0.00	528	4.18	194
500070033003	South Burlington	46.91	189	28.87	183	0.00	530	0.00	530	0.00	504
500070033004	South Burlington	308.55	92	139.22	86	27.65	138	19.75	181	48.38	98
500070033005	South Burlington	99.33	142	44.86	149	54.47	108	119.62	92	21.36	134
500070034001	Shelburne	141.40	125	76.94	124	16.64	164	15.60	201	0.00	499
500070034002	Shelburne	85.05	152	62.99	132	2.39	323	34.82	153	5.58	178
500070034003	Shelburne	16.44	267	12.97	234	0.89	454	6.04	279	0.78	307
500070034004	Shelburne	123.54	130	64.32	130	13.27	180	16.34	194	9.70	162
500070034005	Shelburne	59.29	177	12.20	238	17.50	159	12.43	215	1.96	237
500070035016	Charlotte	7.88	362	8.34	284	0.77	481	3.29	355	0.54	343
500070035017	Charlotte	9.27	339	9.54	266	1.14	424	1.41	485	0.54	342
500070035018	Charlotte	13.15	284	9.34	270	2.41	321	10.54	231	0.00	515
500070035021	St. George	20.34	244	21.73	200	10.03	195	17.27	189	1.67	243
500070035023	Hinesburg	5.08	425	4.75	361	0.86	461	1.12	500	0.53	345
500070035024	Hinesburg	27.40	223	37.79	160	6.35	222	15.14	203	3.89	200
500070035025	Hinesburg	6.21	393	6.32	315	0.85	466	1.69	464	0.51	349
500070035032	Huntington	3.10	497	4.42	374	1.25	406	2.59	403	0.21	444

Table B-3: PERCENTAGE RANKING OF TRANSIT DEPENDENT BLOCKGROUPS IN CCTA/SSTA RELATIVE TO STATE RANKINGS - 2000 CENSUS

Census Blockgroups	Town	Elderly (60+)		Youth (12 - 17)		Disability		Below Poverty		Autoless Households	
		Percent	Rank	Percent	Rank	Percent	Rank	Percent	Rank	Percent	Rank
500070001001	Burlington	11	466	9	294	2	480	9	230	6	155
500070001002	Burlington	24	56	7	431	6	120	11	181	14	69
500070002001	Burlington	21	115	8	410	6	136	16	58	14	58
500070002002	Burlington	27	29	8	381	6	95	1	521	3	322
500070002003	Burlington	16	313	8	343	4	267	1	516	2	353
500070002004	Burlington	23	74	8	416	5	190	4	461	4	252
500070003001	Burlington	8	515	8	368	6	91	32	10	27	11
500070003002	Burlington	12	449	7	471	6	111	15	61	20	30
500070004001	Burlington	7	523	4	512	4	232	30	11	18	34
500070004002	Burlington	13	415	5	502	8	47	37	3	39	2
500070004003	Burlington	9	506	6	493	5	161	12	132	22	22
500070005001	Burlington	10	484	3	524	8	48	19	34	10	92
500070005002	Burlington	11	462	1	528	2	490	34	6	15	51
500070005003	Burlington	5	528	1	530	3	401	57	1	10	93
500070006001	Burlington	14	375	4	519	5	172	22	31	11	86
500070006002	Burlington	6	524	2	527	1	516	36	4	9	104
500070007001	Burlington	15	354	5	507	0	529	9	231	7	134
500070007002	Burlington	2	530	1	529	1	526	8	287	8	123
500070008001	Burlington	15	344	5	511	3	427	16	51	12	77
500070008002	Burlington	25	51	7	477	11	11	7	321	9	111
500070009001	Burlington	6	527	4	517	1	513	9	242	7	136
500070009002	Burlington	7	518	3	525	4	261	16	56	11	81
500070009003	Burlington	17	280	4	513	10	23	24	23	39	1
500070010001	Burlington	25	44	4	522	7	71	25	20	32	7
500070010002	Burlington	10	494	6	497	9	30	25	21	24	16
500070011001	Burlington	13	396	7	443	4	285	14	88	5	203
500070011002	Burlington	24	67	5	510	3	367	1	525	4	243
500070021011	Milton	9	498	7	446	2	481	5	397	0	508
500070021012	Milton	6	525	10	142	1	510	1	524	4	217
500070021023	Milton	8	514	9	291	2	489	1	517	5	210
500070021024	Milton	10	478	8	360	6	128	14	78	0	495

Table B-3 (Continued)

Census Blockgroups	Town	Elderly (60+)		Youth (12 - 17)		Disability		Below Poverty		Autoless Households	
		Percent	Rank	Percent	Rank	Percent	Rank	Percent	Rank	Percent	Rank
500070021025	Milton	8	513	11	84	3	377	2	499	1	436
500070021026	Milton	12	437	9	279	2	458	7	326	1	454
500070022001	Colchester	13	416	8	335	3	420	6	374	6	170
500070022002	Colchester	9	497	9	329	6	109	11	169	4	244
500070022003	Colchester	4	529	4	521	2	439	5	387	8	119
500070022004	Colchester	10	486	7	475	5	180	2	496	0	503
500070023001	Colchester	14	361	7	435	3	425	8	258	0	521
500070023002	Colchester	11	464	9	223	1	521	4	433	2	401
500070023003	Colchester	11	458	9	263	6	105	6	345	9	114
500070023004	Colchester	13	424	10	177	4	318	9	238	4	231
500070023005	Colchester	10	475	7	474	7	72	0	529	2	345
500070023006	Colchester	8	512	7	434	0	528	6	341	1	460
500070023007	Colchester	10	481	9	331	1	522	6	367	3	331
500070024001	Winooski	15	342	7	458	5	152	10	211	9	106
500070024002	Winooski	10	485	9	334	3	333	23	28	11	88
500070024003	Winooski	19	180	6	498	7	76	13	109	9	105
500070025001	Winooski	18	231	7	441	6	110	13	102	9	113
500070025002	Winooski	32	8	4	520	11	15	12	124	27	12
500070025003	Winooski	13	420	4	514	8	51	18	42	16	42
500070026012	Jericho	13	411	10	147	6	145	6	366	5	177
500070026013	Jericho	21	113	8	347	3	421	2	501	6	172
500070026014	Jericho	19	158	11	87	3	400	1	511	4	221
500070026016	Jericho	16	304	9	324	4	322	5	381	6	169
500070026021	Jericho	9	507	12	41	2	442	2	493	5	200
500070026025	Jericho	11	460	7	459	3	372	3	478	7	151
500070027013	Jericho	11	467	10	114	1	505	1	510	3	323
500070027014	Jericho	11	457	13	11	3	414	0	526	2	385
500070027015	Jericho	12	444	10	213	2	456	6	334	9	117
500070027021	Jericho	10	477	10	140	6	143	3	483	0	498
500070027022	Jericho	7	521	12	31	2	449	1	518	0	496
500070028001	Jericho	9	496	13	3	1	503	3	475	0	504
500070028002	Jericho	10	480	12	39	4	312	7	318	2	399
500070028003	Jericho	8	508	10	204	3	405	3	481	0	517

Table B-3 (Continued)

Census Blockgroups	Town	Elderly (60+)		Youth (12 - 17)		Disability		Below Poverty		Autoless Households	
		Percent	Rank	Percent	Rank	Percent	Rank	Percent	Rank	Percent	Rank
500070029001	Westford	9	505	10	158	2	448	5	411	3	311
500070029002	Underhill	9	502	11	64	1	499	5	431	3	343
500070029003	Underhill	10	491	13	5	4	305	6	328	1	424
500070029004	Bolton	10	490	9	308	3	424	5	394	2	402
500070030001	Richmond	8	511	9	301	3	342	6	362	4	255
500070030002	Richmond	10	483	11	91	3	360	4	435	3	339
500070031001	Williston	18	217	9	282	2	454	1	522	0	494
500070031002	Williston	15	336	9	242	4	271	2	505	3	320
500070031003	Williston	11	470	10	191	3	390	3	484	0	510
500070032001	South Burlington	18	207	9	245	3	403	5	388	14	67
500070032002	South Burlington	19	182	10	190	2	493	4	463	0	500
500070032003	South Burlington	26	35	7	437	4	272	10	203	6	164
500070032004	South Burlington	25	37	8	417	6	142	6	350	14	61
500070032005	South Burlington	20	131	5	501	2	486	2	489	4	228
500070032006	South Burlington	16	297	6	491	2	472	8	286	7	142
500070033001	South Burlington	7	522	4	518	1	518	1	523	2	355
500070033002	South Burlington	9	504	13	6	1	520	0	530	3	271
500070033003	South Burlington	12	433	8	409	0	530	0	528	0	524
500070033004	South Burlington	20	138	9	270	2	479	1	513	8	126
500070033005	South Burlington	11	472	5	509	6	125	13	108	4	219
500070034001	Shelburne	17	286	9	276	2	470	2	504	0	506
500070034002	Shelburne	14	367	11	107	0	527	6	359	3	328
500070034003	Shelburne	14	380	11	77	1	524	5	401	2	396
500070034004	Shelburne	17	245	9	272	2	473	2	491	3	282
500070034005	Shelburne	36	2	7	429	11	13	8	288	3	297
500070035016	Charlotte	10	479	11	92	1	517	4	440	2	381
500070035017	Charlotte	10	473	11	88	1	506	2	507	2	409
500070035018	Charlotte	14	369	10	159	3	422	11	156	0	526
500070035021	St. George	10	474	11	59	5	174	9	240	2	360
500070035023	Hinesburg	10	487	9	251	2	484	2	495	3	321
500070035024	Hinesburg	8	516	10	122	2	482	4	442	3	324
500070035025	Hinesburg	11	469	11	86	1	497	3	480	2	347
500070035032	Huntington	7	519	10	137	3	382	6	353	1	445

APPENDIX C

**HIGH DENSITY HOUSING FROM CCTA
*1999 OPERATIONAL ANALYSIS
AND SYSTEM PLAN***

**CCTA SERVICE AREA
AFFORDABLE HOUSING LOCATIONS**

NAME	ADDRESS	CITY
Lake Champlain Housing Venture South Meadow	Farrell St Home Ave	South Burlington Burlington
Burlington Community Land Trust	36 Convent Square	Burlington
Burlington Community Land Trust	18 North St	Burlington
Burlington Community Land Trust	42 North St	Burlington
Burlington Community Land Trust	45 Manhattan Dr	Burlington
Lake Champlain Housing Venture	57 Maple St	Burlington
Lake Champlain Housing Ventures	234 S Champlain	Burlington
Burlington Community Land Trust	221 Pine St	Burlington
Burlington Community Land Trust	193 Pine St	Burlington
Burlington Community Land Trust	191 Pine St	Burlington
Burlington Community Land Trust	189 Pine St	Burlington
St Paul St Apartments (Elderly)	230 St Paul St	Burlington
Lake Champlain Housing Ventures	322 St Paul St	Burlington
St. Paul St	323 St Paul St	Burlington
Lake Champlain Housing Venture	St. Paul St	Burlington
Burlington Community Land Trust	141 Maple St	Burlington
Burlington Community Land Trust	73 Sherman St	Burlington
Burlington Community Land Trust	88 Sherman St	Burlington
Burlington Community Land Trust	57 N Champlain St.	Burlington
(Elderly)	10 North Champlain St.	Burlington
Burlington Community Land Trust	52 N Champlain St.	Burlington
Burlington Community Land Trust	58 N Champlain St.	Burlington
Burlington Community Land Trust	62 N Champlain St.	Burlington
Burlington Community Land Trust	Johnson	Burlington
Burlington Community Land Trust	22 Johnson St	Burlington
Burlington Community Land Trust	133 Paul St	Burlington
Lake Champlain Housing Venture	133 King St	Burlington
Burlington Community Land Trust	415 S Union St	Burlington
Burlington Community Land Trust	259 Winooski Av	Burlington
	278 Main St	Burlington
Burlington Community Land Trust	106 S Union St	Burlington
Burlington Community Land Trust	204 Pearl St	Burlington
Burlington Community Land Trust	95 Grant St	Burlington
Dismas House Burlington	96 Buell St	Burlington
Burlington Community Land Trust	20 S Willard	Burlington
Burlington Community Land Trust	75 North St	Burlington
Burlington Community Land Trust	136 Park St	Burlington
Burlington Community Land Trust	84 North St	Burlington
Burlington Community Land Trust	Peru	Burlington
Burlington Community Land Trust	35 Murray St	Burlington
Burlington Community Land Trust	11 Cedar St	Burlington
Burlington Community Land Trust	11 Cedar St	Burlington

**CCTA SERVICE AREA
AFFORDABLE HOUSING LOCATIONS**

NAME	ADDRESS	CITY
Burlington Community Land Trust	78 Rose St	Burlington
St. Johns Hall	184 Elmwood Ave	Burlington
Lake Champlain Housing Venture	222 North St	Burlington
Burlington Community Land Trust	310 Manhattan Ave.	Burlington
Burlington Community Land Trust	47 Archibald St	Burlington
Burlington Community Land Trust	104 Intervale Ave.	Burlington
Burlington Community Land Trust	52 Hyde St.	Burlington
Burlington Community Land Trust	16 Decatur St	Burlington
Burlington Community Land Trust	86 Oak St	Burlington
Burlington Community Land Trust	257 N Winooski	Burlington
Burlington Community Land Trust	117 Archibald St.	Burlington
Lake Champlain Housing Ventures	112 Archibald St.	Burlington
Burlington Community Land Trust	267 N Winooski	Burlington
Lake Champlain Housing Ventures	700 Riverside Ave.	Burlington
Riverside Apartments	669 Riverside Ave	Burlington
Burlington Community Land Trust	68 Cottage Grove	Burlington
Franklin Square	1 Franklin Square	Burlington
Heineberg Senior Housing (Elderly)	72 Heineberg Rd	Burlington
Lake Champlain Housing Venture	41 Porters Point	Colchester
Holy Cross Senior Housing (Elderly)	468 Church Rd	Colchester
	222 Riverside Ave.	Burlington
Lake Champlain Housing Venture	220 Riverside Ave.	Burlington
Hillside Terrace	22 Hillside Ter	Burlington
Lake Champlain Housing Venture	West St	Winooski
Elm Street Project	87 Elm St	Winooski
Burlington Community Land Trust	194 Hickcock St	Winooski
Lake Champlain Housing Venture	135 W Canal St	Winooski
Lake Champlain Housing Venture	114 W Allen St	Winooski
Burlington Community Land Trust	136 Malett's Bay	Winooski
Lake Champlain Housing Ventures	57 W Allen St	Winooski
Spring Gardens (Elderly)	31E Spring St	Winooski
Lake Champlain Housing Ventures	26 Main St	Winooski
(Elderly)	65 Barlow St	Winooski
Senior Tower (Elderly)	83 Barlow St	Winooski
Burlington Community Land Trust	6 LeClair St	Winooski
Lake Champlain Housing Ventures	53 E Spring St	Winooski
Franklin Street Project	181 Franklin St	Winooski
Lake Champlain Housing Venture	Queensbury Rd	South Burlington
Lake Champlain Housing Ventures	Limekiln Rd	South Burlington
Lake Champlain Housing Venture	Pine Grove Rd	Williston
Lake Champlain Housing Ventures	1302 Ethan Allen	Colchester
Burlington Community Land Trust	600 Dalton Dr	Colchester
Lake Champlain Housing Venture	44 Borden St	Richmond

**CCTA SERVICE AREA
AFFORDABLE HOUSING LOCATIONS**

NAME	ADDRESS	CITY
Whitney Hill Homestead (Elderly)	24 Whitney Hill	Williston
Richmond Terrace (Elderly)	Thompson Rd	Richmond
Northgate Apartments I	275 North Ave	Burlington
Bobbin Mill Apartments	234 S Champlain	Burlington
Duggan Row House	94 Maple St	Burlington
South Saint Paul Townhouses	355 Saint Paul	Burlington
Eno Apartments	113 Maple St	Burlington
Lake Champlain Apartments	185 Pine St	Burlington
Garden Apartments	195 St. Paul St	Burlington
Randall Apartments	323 Saint Paul	Burlington
Harrington Apartments	145 Maple St	Burlington
Lake Champlain Apartments	243 Church	Burlington
Maple Street Apartments	174 Maple St	Burlington
South Square (Elderly)	101 College St	Burlington
Cathedral Square Housing	3 Cathedral Square	Burlington
Monroe Place	29 North Champlain	Burlington
Monroe Street Apartments	67 Monroe St	Burlington
King Street Apartments	073 King St	Burlington
Garden Apartments	97 King St	Burlington
McKenzie House Apartments	43 Elmwood Ave	Burlington
Howard Group Home	72 N Winooski Ave.	Burlington
Pennington House	1822 North Ave	Burlington
Point School Apartments	41 Porters Point	Colchester
Fern Hill Housing	214 N Prospect	Burlington
Allen Apartments	241 W Canal St	Winooski
Courtyard (Elderly)	120 E Spring St	Winooski
County Park Apartments	635 Hinesburg Rd.	South Burlington
Whitcomb Woods	128 West St	Essex Junction
Richmond Terrace	Thompson Rd	Richmond
Meadow Lane	36 Villemaire Ln.	Milton

APPENDIX D

**TRIP GENERATORS FROM CCTA
*1999 OPERATIONAL ANALYSIS
AND SYSTEM PLAN***

**CCTA SERVICE AREA
MAJOR TRIP GENERATORS**

Technical Centers

NAME	ADDRESS	CITY	ZIP	TYPE
Burlington Technical Center	52 Institute Rd	Burlington	05401	Technical Centers
Essex Technical Center	3 Educational Dr	Essex	05452	Technical Centers

Shopping

NAME	ADDRESS	CITY	ZIP	TYPE
Burlington Town Center	5 Burlington Square	Burlington	05401	Shopping
Ben Franklin	1141 North Ave	Burlington	05401	Shopping
Grand Union Company	1134 North Ave	Burlington	05401	Shopping
Cumberland Farms Food Store	661 Pine St	Burlington	05401	Shopping
Cumberland Farms Food Store	454 Riverside Ave	Burlington	05401	Shopping
Ben Franklin	518 Shelburne Rd	Burlington	05401	Shopping
TJ Maxx	595 Shelburne Rd	Burlington	05401	Shopping
Grand Union Company	516 Shelburne Rd	Burlington	05401	Shopping
Price Chopper	595 Shelburne Rd	Burlington	05401	Shopping
Gateway Shopping Center	516 Shelburne Rd	Burlington	05401	Shopping
100 Dorset St Shopping Center	2 Corporate Wy	South Burlington	05403	Shopping
Taft Corners Shopping Center	2 Corporate Wy	South Burlington	05403	Shopping
Ames Department Store	155 Dorset St	South Burlington	05403	Shopping
Bon-Ton Department Stores I	155 Dorset St	South Burlington	05403	Shopping
JC Penny	155 Dorset St	South Burlington	05403	Shopping
Hannaford Food and Drug Sup	217 Dorset St	South Burlington	05403	Shopping
University Mall	155 Dorset St	South Burlington	05403	Shopping
Hannaford Food and Drug Sup	215 Hanneford Dr	South Burlington	05403	Shopping
Grand Union Company	41 Hinesburg Rd	South Burlington	05403	Shopping
Blue Mall	400 Hinesburg Rd	South Burlington	05403	Shopping
K Mart	947 Shelburne Rd	South Burlington	05403	Shopping
Talbots Inc	1350 Shelburne Rd	South Burlington	05403	Shopping
Shelburne Square Shopping Center	1350 Shelburne Rd	South Burlington	05403	Shopping

**CCTA SERVICE AREA
MAJOR TRIP GENERATORS**

Beverage Warehouse	1 East St	Winooski	05404	Shopping
Sports Products	1 East St	Winooski	05404	Shopping
Champlain Mill	1 Main St	Winooski	05404	Shopping
Carnell Products	33 Briar Lane	Essex Junction	05452	Shopping
Essex Discount Beverage	76 Center Rd	Essex Junction	05452	Shopping
Grand Union Company	90 Center Rd	Essex Junction	05452	Shopping
Hannaford Food and Drug Sup	21 Essex Way	Essex Junction	05452	Shopping
Essex Outlet Fair	21 Essex Way	Essex Junction	05452	Shopping
A&P Food Stores	70 Pearl St	Essex Junction	05452	Shopping
Ames Department Store	2 Susie Wilson Rd	Essex Junction	05452	Shopping
Grand Union Company	2 Susie Wilson Rd	Essex Junction	05452	Shopping
Lantmans IGA	Main St	Hinesburg	05461	Shopping
Middle Road Market	69 Middle St	Milton	05468	Shopping
Grand Union Company	Route 7	Milton	05468	Shopping
Lucky Spot Variety	282 River Rd	Richmond	05477	Shopping
Bolton Store	3033 Theodore Roosevelt	Richmond	05477	Shopping
Shelburne Supermarket Inc	20 Shelburne Shopping Center	Shelburne	05482	Shopping
Vermont Food Expeirance Inc	140 Webster Rd	Shelburne	05482	Shopping
Underhill Country Store	1 Pleasant Valley Rd.	Underhill Center	05490	Shopping
Wells Corner Market	River Rd	Underhill Center	05490	Shopping
Wal-Mart	863 Harvest Lane	Williston	05495	Shopping
Hannaford Food and Drug Sup	78 Marshall Ave	Williston	05495	Shopping
O'Briens Town and Country I	5085 Williston Rd	Williston	05495	Shopping
Cumberland Farms Food Store	Main and Bridge St	Richmond	05477	Shopping

Medical

NAME	ADDRESS	CITY	ZIP	TYPE
Anna Marsh Behavioral Care	15 Pinecrest Dr	Essex Junction	05452	Medical
Burlington Podiatry Center	1540 Williston Rd	South Burlington	05403	Medical
Eleanor Luse Center UVM	489 Main St	Burlington	05401	Medical
Epilepsy Clinic	1 S Prospect St	Burlington	05401	Medical
Fletcher Allen Health Care	111 Colchester Ave	Burlington	05401	Medical
Fletcher Allen Health Care	101 College Parkway	Colchester	05446	Medical

**CCTA SERVICE AREA
MAJOR TRIP GENERATORS**

Fletcher Allen Wellness Center	199 Main St	Burlington	05401	Medical
Seneca Center Psychiatric	56 W Twin Oaks Terr	South Burlington	05403	Medical
US Vietnam Veterans Center	359 Dorset St	South Burlington	05403	Medical

Schools

NAME	ADDRESS	CITY	ZIP	TYPE
Ace Programs	25 Park St	Essex Junction	05452	School
Barrington College	217 S Union St	Burlington	05401	School
Burlington College	95 North Ave	Burlington	05401	School
Burlington High School	52 Institute Rd	Burlington	05401	School
Chitenden County Center	1 Blair Park Rd	Williston	05495	School
Colchester High School	Laker Ln	Colchester	05446	School
Community College of Vermont	119 Pearl St	Burlington	05401	School
Essex High School	2 Educational Drive	Essex Junction	05452	School
Extension System of the University	601 Main St	Burlington	05401	School
Fanny Allen School of Nursing	29 Ethan Allen Ave	Essex Junction	05452	School
Milton High School	17 Rebecca Lander Dr.	Milton	05468	School
Mt. Mansfield Usd 17	211 Browns Trace Rd	Jericho	05465	School
O'Briens Training Center	1475 Shelburne Rd	South Burlington	05403	School
Ontop School	14 S Williams St	Burlington	05401	School
Richard Milburn High School	191 Bank St	Burlington	05401	School
Rock Point School	1 Rock Point Rd	Burlington	05401	School
South Burlington High School	550 Dorset St	South Burlington	05403	School
St Michaels College	1 Winooski Park	Colchester	05452	School
Trinity Baptist Church	19 Mountain View Rd	Williston	05495	School
Trinity College	280 Colchester Ave	Burlington	05401	School
University of Vermont	S. Prospect St	Burlington	05401	School
Vermont College of Cosmetology	71 Maple St	Burlington	05401	School
Winooski High School	80 Normand St	Winooski	05404	School

APPENDIX E

EMPLOYER DATA

CCTA

ARD, Inc.

159 Bank St., 3rd Floor Burlington VT 05401
Contact Person Mike P. Hart *fax* 802-658-4247
phone 802-658-3890 *e-mail*

Employees 55

Mode of Transportation

<i>Drive Alone</i>	75	<i>Transit</i>	10	<i>Bike</i>	10
<i>Carpool</i>	0	<i>Taxi</i>	0	<i>Motorcycle</i>	0
<i>Vanpool</i>	0	<i>Walk</i>	5	<i>Other</i>	0

Work Shifts

<i>Weekday</i>	<i>Shift 1:</i>	9:00:00 AM	<i>to</i>	5:00:00 PM	<i>Employees:</i>	55	<i>Entry Level</i>	3
	<i>Shift 2:</i>		<i>to</i>		<i>Employees:</i>	0	<i>Entry Level</i>	0
	<i>Shift 3:</i>		<i>to</i>		<i>Employees:</i>	0	<i>Entry Level</i>	0
<i>Weekend</i>	<i>Shift 1:</i>		<i>to</i>		<i>Employees:</i>	0	<i>Entry Level</i>	0
	<i>Shift 2:</i>		<i>to</i>		<i>Employees:</i>	0	<i>Entry Level</i>	0
	<i>Shift 3:</i>		<i>to</i>		<i>Employees:</i>	0	<i>Entry Level</i>	0

Entry Level Employees 3

Seasonal Employment No *Peak Months:* Constant Through *Employees:* 0
Nonpeak Months: *Employees:* 0

Where employees commute from *Town*

Burlington	<i>Employees</i>	30
Wetenburg		2
South Burlington		3
North Hero		1
Shelburne		1
Essex Junction		8
Winooski		3

Offer employee transportation program? No *Describe:*

Employees indicate transportation is a problem No
Transportation is an issue in hiring and retaining employees No
Transportation to child care a problem No
Company has worked with PATH or DET Yes
Describe transportation problems

Interested in participating in employee transportation program No
Describe:

Familiar with federal tax-free transit pass benefit program No
Interested in participatin

Additional Comments:

Thursday, October 09, 2003

CCTA

Belden Wire and Cable

26 Thompson Road Essex Junction VT 05452
Contact Person Luke Dowley *fax* 802-878-7505
phone 802-878-3500 *e-mail*

Employees 196

Mode of Transportation

<i>Drive Alone</i>	90	<i>Transit</i>	0	<i>Bike</i>	0
<i>Carpool</i>	5	<i>Taxi</i>	0	<i>Motorcycle</i>	5
<i>Vanpool</i>	0	<i>Walk</i>	0	<i>Other</i>	0

Work Shifts

<i>Weekday</i>	<i>Shift 1:</i>	6:00:00 AM	<i>to</i>	6:00:00 PM	<i>Employees:</i>	34	<i>Entry Level</i>	13
	<i>Shift 2:</i>	6:00:00 PM	<i>to</i>	6:00:00 AM	<i>Employees:</i>	29	<i>Entry Level</i>	11
	<i>Shift 3:</i>		<i>to</i>		<i>Employees:</i>		<i>Entry Level</i>	0
<i>Weekend</i>	<i>Shift 1:</i>	6:00:00 AM	<i>to</i>	6:00:00 PM	<i>Employees:</i>	37	<i>Entry Level</i>	14
	<i>Shift 2:</i>	6:00:00 PM	<i>to</i>	6:00:00 AM	<i>Employees:</i>	33	<i>Entry Level</i>	11
	<i>Shift 3:</i>		<i>to</i>		<i>Employees:</i>	0	<i>Entry Level</i>	0

Entry Level Employees 49

Seasonal Employment Yes *Peak Months:* June - August *Employees:* 230
Nonpeak Months: November - Januar *Employees:* 195

Where employees commute from *Town*

Saint Albans	<i>Employees</i>	30
Essex Junction, Es		26
Burlington, South B		20
Milton		17
Colchester		11
Other		0

Offer employee transportation program? No *Describe:*

Employees indicate transportation is a problem No
Transportation is an issue in hiring and retaining employees No
Transportation to child care a problem No
Company has worked with PATH or DET Yes
Describe transportation problems

Interested in participating in employee transportation program maybe
Describe:

Familiar with federal tax-free transit pass benefit program No
Interested in participatin Yes

Additional Comments: Shifts are twelve hours long . Employees work every other day.

Thursday, October 09, 2003

CCTA

Bellows Free Academy Fairfax

75 Hunt St.

Fairfax

VT 05454

Contact Person Scott Lang

fax 802-849-6711

phone 802-849-6711

e-mail slang@bfafairfax

Employees 110

Mode of Transportation

<i>Drive Alone</i>	90	<i>Transit</i>	0	<i>Bike</i>	2
<i>Carpool</i>	8	<i>Taxi</i>	0	<i>Motorcycle</i>	0
<i>Vanpool</i>	0	<i>Walk</i>	2	<i>Other</i>	0

Work Shifts

<i>Weekday</i>	<i>Shift 1:</i>	7:00:00 AM	<i>to</i>	3:00:00 PM	<i>Employees:</i>	100	<i>Entry Level</i>	50
	<i>Shift 2:</i>	3:00:00 PM	<i>to</i>	11:00:00 PM	<i>Employees:</i>	9	<i>Entry Level</i>	9
	<i>Shift 3:</i>	11:00:00 AM	<i>to</i>	7:00:00 PM	<i>Employees:</i>	1	<i>Entry Level</i>	1
<i>Weekend</i>	<i>Shift 1:</i>		<i>to</i>		<i>Employees:</i>	0	<i>Entry Level</i>	0
	<i>Shift 2:</i>		<i>to</i>		<i>Employees:</i>	0	<i>Entry Level</i>	0
	<i>Shift 3:</i>		<i>to</i>		<i>Employees:</i>	0	<i>Entry Level</i>	0

Entry Level Employees 60

Seasonal Employment Yes

<i>Peak Months:</i>	Sept-June	<i>Employees:</i>	0
<i>Nonpeak Months:</i>		<i>Employees:</i>	0

Where employees commute from *Town*

Fairfax	<i>Employees</i>	50
St. Albans		10
Fletcher		15
Essex		10
Other Chittenden Ci		25
		0
		0

Offer employee transportation program? No *Describe:*

Employees indicate transportation is a problem No

Transportation is an issue in hiring and retaining employees No

Transportation to child care a problem No

Company has worked with PATH or DET No

Describe transportation problems

Interested in participating in employee transportation program? No

Describe:

Familiar with federal tax-free transit pass benefit program No

Interested in participatin No

Additional Comments:

Thursday, October 09, 2003

CCTA

Blodgett Oven Company

50 Lakeside Avenue Burlington VT 05401
Contact Person Shawn Brannon *fax* 802-860-3831
phone 802-860-3700 *e-mail*

Employees 400

Mode of Transportation

<i>Drive Alone</i>	90	<i>Transit</i>	3	<i>Bike</i>	0
<i>Carpool</i>	5	<i>Taxi</i>	0	<i>Motorcycle</i>	1
<i>Vanpool</i>	0	<i>Walk</i>	1	<i>Other</i>	0

Work Shifts

<i>Weekday</i>	<i>Shift 1:</i>	6:00:00 AM	<i>to</i>	2:30:00 PM	<i>Employees:</i>	225	<i>Entry Level</i>	20
	<i>Shift 2:</i>	8:00:00 AM	<i>to</i>	5:00:00 PM	<i>Employees:</i>	155	<i>Entry Level</i>	10
	<i>Shift 3:</i>	4:30:00 PM	<i>to</i>	1:00:00 AM	<i>Employees:</i>	20	<i>Entry Level</i>	1
<i>Weekend</i>	<i>Shift 1:</i>		<i>to</i>		<i>Employees:</i>	0	<i>Entry Level</i>	0
	<i>Shift 2:</i>		<i>to</i>		<i>Employees:</i>	0	<i>Entry Level</i>	0
	<i>Shift 3:</i>		<i>to</i>		<i>Employees:</i>	0	<i>Entry Level</i>	0

Entry Level Employees 0

Seasonal Employment Yes
Peak Months: Summer *Employees:*
Nonpeak Months: Winter *Employees:*

Where employees commute from *Town* Chittenden County *Employees*
 Franklin & Addison

0
0
0
0
0

Offer employee transportation program? No *Describe:*

Employees indicate transportation is a problem No
Transportation is an issue in hiring and retaining employees No
Transportation to child care a problem Yes
Company has worked with PATH or DET Yes
Describe transportation problems

Interested in participating in employee transportation program Maybe
Describe:

Familiar with federal tax-free transit pass benefit program No
Interested in participating Maybe

Additional Comments:

Thursday, October 09, 2003

CCTA

Burlington Electric Department

585 Pine St. Burlington VT 05401
Contact Person Tom Buckley *fax* 802-865-7500
phone 802-865-7300 *e-mail* tbuckley@burling

Employees 75

Mode of Transportation

<i>Drive Alone</i>	66	<i>Transit</i>	0	<i>Bike</i>	7
<i>Carpool</i>	20	<i>Taxi</i>	0	<i>Motorcycle</i>	0
<i>Vanpool</i>	0	<i>Walk</i>	7	<i>Other</i>	0

Work Shifts

<i>Weekday</i>	<i>Shift 1:</i>	6:00:00 AM	<i>to</i>	6:00:00 PM	<i>Employees:</i>	70	<i>Entry Level</i>	10
	<i>Shift 2:</i>	6:00:00 PM	<i>to</i>	11:00:00 PM	<i>Employees:</i>	3	<i>Entry Level</i>	0
	<i>Shift 3:</i>	11:00:00 PM	<i>to</i>	6:00:00 AM	<i>Employees:</i>	3	<i>Entry Level</i>	0
<i>Weekend</i>	<i>Shift 1:</i>		<i>to</i>		<i>Employees:</i>	0	<i>Entry Level</i>	0
	<i>Shift 2:</i>		<i>to</i>		<i>Employees:</i>	0	<i>Entry Level</i>	0
	<i>Shift 3:</i>		<i>to</i>		<i>Employees:</i>	0	<i>Entry Level</i>	0

Entry Level Employees 10

Seasonal Employment No
Peak Months:
Nonpeak Months:

<i>Employees:</i>	0
<i>Employees:</i>	0

Where employees commute from *Town*

Burlington	<i>Employees</i>	30
So. Burlington		15
Essex		10
		0
		0
		0
		0

Offer employee transportation program? Yes *Describe:* Electric Vehicle available for test drives

Employees indicate transportation is a problem No
Transportation is an issue in hiring and retaining employees No
Transportation to child care a problem No
Company has worked with PATH or DET No
Describe transportation problems

Interested in participating in employee transportation program Yes
Describe: We will support efforts made by the city of Burlington

Familiar with federal tax-free transit pass benefit program No
Interested in participating No

Additional Comments:

Thursday, October 09, 2003

CCTA

Burlington Post Office

320 Pine St Burlington VT 05401
Contact Person Mark Lemnah *fax* 802-864-5037
phone 802-658-5037 *e-mail*

Employees 178

Mode of Transportation

<i>Drive Alone</i>	90	<i>Transit</i>	3	<i>Bike</i>	3
<i>Carpool</i>	0	<i>Taxi</i>	0	<i>Motorcycle</i>	1
<i>Vanpool</i>	0	<i>Walk</i>	3	<i>Other</i>	0

Work Shifts

<i>Weekday</i>	<i>Shift 1:</i>	<i>to</i>	<i>Employees:</i>	0	<i>Entry Level</i>	0	
	<i>Shift 2:</i>	<i>to</i>	<i>Employees:</i>	0	<i>Entry Level</i>	0	
	<i>Shift 3:</i>	<i>to</i>	<i>Employees:</i>	0	<i>Entry Level</i>	0	
<i>Weekend</i>	<i>Shift 1:</i>	5:00:00 AM <i>to</i>	7:00:00 PM	<i>Employees:</i>	178	<i>Entry Level</i>	168
	<i>Shift 2:</i>	<i>to</i>	<i>Employees:</i>	0	<i>Entry Level</i>	0	
	<i>Shift 3:</i>	<i>to</i>	<i>Employees:</i>	0	<i>Entry Level</i>	0	

Entry Level Employees 168

Seasonal Employment No
Peak Months:
Nonpeak Months:

<i>Employees:</i>	0
<i>Employees:</i>	0

Where employees commute from *Town* My employees com *Employees* 0
to Fulland. This info 0
consuming for my 0
0
0
0
0

Offer employee transportation program? No *Describe:*

Employees indicate transportation is a problem No
Transportation is an issue in hiring and retaining employees No
Transportation to child care a problem No
Company has worked with PATH or DET No
Describe transportation problems

Interested in participating in employee transportation program? No
Describe:

Familiar with federal tax-free transit pass benefit program No
Interested in participatin No

Additional Comments:

CCTA

Cellular One

302 Mountain View Drive Colchester VT 05446

Contact Person Julie Simonelli
 phone fax
 e-mail

Employees 100

Mode of Transportation

Drive Alone	96	Transit	0	Bike	0
Carpool	4	Taxi	0	Motorcycle	0
Vanpool	0	Walk	0	Other	0

Work Shifts

Weekday	Shift 1:	8:00:00 AM	to	6:00:00 AM	Employees:	100	Entry Level	0
	Shift 2:		to		Employees:	0	Entry Level	0
	Shift 3:		to		Employees:	0	Entry Level	0
Weekend	Shift 1:	8:00:00 AM	to	5:00:00 AM	Employees:	9	Entry Level	0
	Shift 2:		to		Employees:	0	Entry Level	0
	Shift 3:		to		Employees:	0	Entry Level	0

Entry Level Employees 0

Seasonal Employment No
 Peak Months: Employees: 0
 Nonpeak Months: Employees: 0

Where employees commute from Town Employees 0
 0
 0
 0
 0
 0
 0
 0

Offer employee transportation program? No Describe:

Employees indicate transportation is a problem No
 Transportation is an issue in hiring and retaining employees No
 Transportation to child care a problem No
 Company has worked with PATH or DET Yes
 Describe transportation problems

Interested in participating in employee transportation program? No
 Describe:

Familiar with federal tax-free transit pass benefit program No
 Interested in participating

Additional Comments:

CCTA

Channel Health

25 Green Mt. Drive South Burlington VT 05452

Contact Person Maddi Arthur fax
phone 8029512418 e-mail

Employees 75

Mode of Transportation

Drive Alone	95	Transit	0	Bike	0
Carpool	5	Taxi	0	Motorcycle	1
Vanpool	0	Walk	0	Other	0

Work Shifts

Weekday	Shift 1:	8:00:00 AM	to	5:30:00 PM	Employees:	75	Entry Level	0
	Shift 2:		to		Employees:	0	Entry Level	0
	Shift 3:		to		Employees:	0	Entry Level	0
Weekend	Shift 1:		to		Employees:	0	Entry Level	0
	Shift 2:		to		Employees:	0	Entry Level	0
	Shift 3:		to		Employees:	0	Entry Level	0

Entry Level Employees 7

Seasonal Employment No *Peak Months:* *Employees:* 0
Nonpeak Months: *Employees:*

Where employees commute from *Town*

South Burlington	Employees	13
Burlington		11
Charlotte		4
Williston		7
Essex		9
Shelburne		6
Jericho		4

Offer employee transportation program? No *Describe:*

Employees indicate transportation is a problem No

Transportation is an issue in hiring and retaining employees No

Transportation to child care a problem No

Company has worked with PATH or DET No

Describe transportation problems

Interested in participating in employee transportation program? No
Describe:

Familiar with federal tax-free transit pass benefit program No

Interested in participatin No

Additional Comments: Route 7, Shelburne Road traffic needs improvement.

Thursday, October 09, 2003

CCTA

Chittenden Bank

2 Burlington Square Burlington VT 05402-082

Contact Person Laurel LaBonte
phone fax
e-mail

Employees

Mode of Transportation

Drive Alone Transit Bike
Carpool Taxi Motorcycle
Vanpool Walk Other

Work Shifts

Weekday	Shift 1:	to	Employees:	0	Entry Level	0
	Shift 2:	to	Employees:	0	Entry Level	0
	Shift 3:	to	Employees:	0	Entry Level	0
Weekend	Shift 1:	to	Employees:	0	Entry Level	0
	Shift 2:	to	Employees:	0	Entry Level	0
	Shift 3:	to	Employees:	0	Entry Level	0

Entry Level Employees 0

Seasonal Employment

Peak Months: Employees: 0
Nonpeak Months: Employees: 0

Where employees commute from Town Employees 0
0
0
0
0
0
0
0

Offer employee transportation program? Describe:

Employees indicate transportation is a problem
Transportation is an issue in hiring and retaining employees
Transportation to child care a problem
Company has worked with PATH or DET
Describe transportation problems

Interested in participating in employee transportation program
Describe:

Familiar with federal tax-free transit pass benefit program
Interested in participatin

Additional Comments: Do not wish to participate.

Thursday, October 09, 2003

CCTA

Chittenden County Transportation Authority

15 Industrial Pkwy Burlington VT 05402
Contact Person Sarah Spangler fax 802-864-5564
phone 802-864-0211 e-mail Sspangler@CCT

Employees 69

Mode of Transportation

Drive Alone	100	Transit	0	Bike	0
Carpool	0	Taxi	0	Motorcycle	0
Vanpool	0	Walk	0	Other	0

Work Shifts

Weekday	Shift 1:	5:50:00 AM	to	2:20:00 PM	Employees:	11	Entry Level	0
	Shift 2:	5:20:00 AM	to	1:50:00 PM	Employees:	11	Entry Level	0
	Shift 3:	1:50:00 PM	to	7:20:00 PM	Employees:	8	Entry Level	0
Weekend	Shift 1:	5:50:00 AM	to	1:50:00 PM	Employees:	7	Entry Level	0
	Shift 2:	9:20:00 AM	to	6:50:00 PM	Employees:	6	Entry Level	0
	Shift 3:	12:20:00 PM	to	8:20:00 PM	Employees:	3	Entry Level	0

Entry Level Employees 0

Seasonal Employment

Peak Months: Employees: 0
Nonpeak Months: Employees: 0

Where employees commute from

Town	Burlington	Employees	19
	Essex Junction		7
	Colchester		12
	Milton		6
	Fairfax		2
	Winooski		1
			0

Offer employee transportation program? Yes Describe: transit passes

Employees indicate transportation is a problem No

Transportation is an issue in hiring and retaining employees No

Transportation to child care a problem No

Company has worked with PATH or DET No

Describe transportation problems

Interested in participating in employee transportation program No

Describe:

Familiar with federal tax-free transit pass benefit program No

Interested in participatin No

Additional Comments:

Thursday, October 09, 2003

CCTA

Competitive Computing Inc

354 Mountain View Dr. Colchester VT 05446
Contact Person Bruce Thomas *fax* 802-655-6681
phone 802-764-1700 *e-mail*

Employees 57

Mode of Transportation

<i>Drive Alone</i>	98	<i>Transit</i>	1	<i>Bike</i>	0
<i>Carpool</i>	0	<i>Taxi</i>	1	<i>Motorcycle</i>	0
<i>Vanpool</i>	0	<i>Walk</i>	0	<i>Other</i>	0

Work Shifts

<i>Weekday</i>	<i>Shift 1:</i>	8:00:00 AM	<i>to</i>	5:00:00 PM	<i>Employees:</i>	57	<i>Entry Level</i>	0
	<i>Shift 2:</i>		<i>to</i>		<i>Employees:</i>	0	<i>Entry Level</i>	0
	<i>Shift 3:</i>		<i>to</i>		<i>Employees:</i>	0	<i>Entry Level</i>	0
<i>Weekend</i>	<i>Shift 1:</i>		<i>to</i>		<i>Employees:</i>	0	<i>Entry Level</i>	0
	<i>Shift 2:</i>		<i>to</i>		<i>Employees:</i>	0	<i>Entry Level</i>	0
	<i>Shift 3:</i>		<i>to</i>		<i>Employees:</i>	0	<i>Entry Level</i>	0

Entry Level Employees 0

Seasonal Employment No *Peak Months:* *Employees:* 0
Nonpeak Months: *Employees:* 0

Where employees commute from *Town*

Burlington	<i>Employees</i>	10
Charlotte, Hinesbur		2
Colchester		4
Essex		5
Fairfax, Jericho, St		1
South Burlington		11
Shellbourne, Winoo		3

Offer employee transportation program? No *Describe:*

Employees indicate transportation is a problem No

Transportation is an issue in hiring and retaining employees No

Transportation to child care a problem No

Company has worked with PATH or DET No

Describe transportation problems

Interested in participating in employee transportation program No
Describe:

Familiar with federal tax-free transit pass benefit program No

Interested in participatin No

Additional Comments:

Thursday, October 09, 2003

CCTA

Don-Vac-Inc

151 Blair Park Road Williston VT 05495
Contact Person Phil Provench *fax* 802-878-6867
phone 802-878-5006 *e-mail*

Employees 100

Mode of Transportation

<i>Drive Alone</i>	70	<i>Transit</i>	0	<i>Bike</i>	0
<i>Carpool</i>	30	<i>Taxi</i>	0	<i>Motorcycle</i>	0
<i>Vanpool</i>	0	<i>Walk</i>	0	<i>Other</i>	0

Work Shifts

<i>Weekday</i>	<i>Shift 1:</i>	7:00:00 AM	<i>to</i>	3:30:00 PM	<i>Employees:</i>	97	<i>Entry Level</i>	10
	<i>Shift 2:</i>		<i>to</i>		<i>Employees:</i>	0	<i>Entry Level</i>	0
	<i>Shift 3:</i>		<i>to</i>		<i>Employees:</i>	0	<i>Entry Level</i>	0
<i>Weekend</i>	<i>Shift 1:</i>		<i>to</i>		<i>Employees:</i>	0	<i>Entry Level</i>	0
	<i>Shift 2:</i>		<i>to</i>		<i>Employees:</i>	0	<i>Entry Level</i>	0
	<i>Shift 3:</i>		<i>to</i>		<i>Employees:</i>	0	<i>Entry Level</i>	0

Entry Level Employees 10

Seasonal Employment Yes *Peak Months:* July - March *Employees:*
Nonpeak Months: April - June *Employees:*

Where employees commute from *Town*

Saint Johnsbury	<i>Employees</i>	9
Essex		7
South Burlington		6
Burlington		7
Stalburne		6
Other		61
		0

Offer employee transportation program? No *Describe:*

Employees indicate transportation is a problem Yes

Transportation is an issue in hiring and retaining employees No

Transportation to child care a problem No

Company has worked with PATH or DET No

Describe transportation problems Our many worksites are constantly changing making it difficult to establish solid

Interested in participating in employee transportation program? No

Describe:

Familiar with federal tax-free transit pass benefit program No

Interested in participating No

Additional Comments: Stop commuter rail from Charlotte to Burlington

Thursday, October 09, 2003

CCTA

Edlund Company, Inc.

159 Industrial Parkway Burlington VT 05041
Contact Person Stephen Foster *fax* 802-862-4822
phone 802-862-9661 *e-mail* sfoster@edlundc

Employees 120

Mode of Transportation

<i>Drive Alone</i>	90	<i>Transit</i>	1	<i>Bike</i>	1
<i>Carpool</i>	5	<i>Taxi</i>	0	<i>Motorcycle</i>	3
<i>Vanpool</i>	0	<i>Walk</i>	0	<i>Other</i>	0

Work Shifts

<i>Weekday</i>	<i>Shift 1:</i>	7:00:00 AM	<i>to</i>	3:00:00 PM	<i>Employees:</i>	22	<i>Entry Level</i>	12
	<i>Shift 2:</i>	6:00:00 AM	<i>to</i>	2:00:00 PM	<i>Employees:</i>	60	<i>Entry Level</i>	30
	<i>Shift 3:</i>	8:30:00 AM	<i>to</i>	5:00:00 PM	<i>Employees:</i>	38	<i>Entry Level</i>	1
<i>Weekend</i>	<i>Shift 1:</i>		<i>to</i>		<i>Employees:</i>	0	<i>Entry Level</i>	0
	<i>Shift 2:</i>		<i>to</i>		<i>Employees:</i>	0	<i>Entry Level</i>	0
	<i>Shift 3:</i>		<i>to</i>		<i>Employees:</i>	0	<i>Entry Level</i>	0

Entry Level Employees 43

Seasonal Employment No
Peak Months:
Nonpeak Months:

<i>Employees:</i>	0
<i>Employees:</i>	0

Where employees commute from

<i>Town</i>	Burlington	<i>Employees</i>	60
	Milton, Georgia		25
	Fairfax		4
	Essex		4
	Richmond		4
	Other		22
			0

Offer employee transportation program? No *Describe:*

Employees indicate transportation is a problem No
Transportation is an issue in hiring and retaining employees No
Transportation to child care a problem No
Company has worked with PATH or DET Yes
Describe transportation problems

Interested in participating in employee transportation program? Yes
Describe: Would promote program and offer incentives to participate.

Familiar with federal tax-free transit pass benefit program No
Interested in participating No

Additional Comments:

Thursday, October 09, 2003

CCTA

Green Mountain Nursing Home

1102 Ethan Allen Avenue Colchester VT 05446
Contact Person Mary Belanger *fax* 802-655-1962
phone 802-655-1025 *e-mail*

Employees 100

Mode of Transportation

<i>Drive Alone</i>	95	<i>Transit</i>	4	<i>Bike</i>	1
<i>Carpool</i>	0	<i>Taxi</i>	0	<i>Motorcycle</i>	0
<i>Vanpool</i>	0	<i>Walk</i>	0	<i>Other</i>	0

Work Shifts

<i>Weekday</i>	<i>Shift 1:</i>	<i>to</i>	<i>Employees:</i>	0	<i>Entry Level</i>	0
	<i>Shift 2:</i>	<i>to</i>	<i>Employees:</i>	0	<i>Entry Level</i>	0
	<i>Shift 3:</i>	<i>to</i>	<i>Employees:</i>	0	<i>Entry Level</i>	0
<i>Weekend</i>	<i>Shift 1:</i>	<i>to</i>	<i>Employees:</i>	0	<i>Entry Level</i>	0
	<i>Shift 2:</i>	<i>to</i>	<i>Employees:</i>	0	<i>Entry Level</i>	0
	<i>Shift 3:</i>	<i>to</i>	<i>Employees:</i>	0	<i>Entry Level</i>	0

Entry Level Employees 40

Seasonal Employment No *Peak Months:* *Employees:* 0
Nonpeak Months: *Employees:* 0

Where employees commute from *Town* Saint Albans *Employees*
Williston
Essex
Jericho
Colchester
South Burlington
0

Offer employee transportation program? No *Describe:*

Employees indicate transportation is a problem Yes
Transportation is an issue in hiring and retaining employees No
Transportation to child care a problem No
Company has worked with PATH or DET Yes
Describe transportation problems The bus takes too long.

Interested in participating in employee transportation program Yes
Describe: Unkown at this time.

Familiar with federal tax-free transit pass benefit program No
Interested in participatin Yes

Additional Comments:

Thursday, October 09, 2003

CCTA

Green Mountain Power Corp

162 Acorn Lane Colchester VT 05446
Contact Person Jennifer Hurlbut *fax* 802-655-8445
phone 802-655-8446 *e-mail* hurlbut@gmpvt.c

Employees 197

Mode of Transportation

<i>Drive Alone</i>	94	<i>Transit</i>	0	<i>Bike</i>	0
<i>Carpool</i>	1	<i>Taxi</i>	0	<i>Motorcycle</i>	5
<i>Vanpool</i>	0	<i>Walk</i>	0	<i>Other</i>	0

Work Shifts

<i>Weekday</i>	<i>Shift 1:</i>	7:00:00 AM	<i>to</i>	3:30:00 PM	<i>Employees:</i>	63	<i>Entry Level</i>	31
	<i>Shift 2:</i>	11:00:00 PM	<i>to</i>	7:00:00 AM	<i>Employees:</i>	2	<i>Entry Level</i>	1
	<i>Shift 3:</i>	6:30:00 AM	<i>to</i>	6:30:00 PM	<i>Employees:</i>	6	<i>Entry Level</i>	1
<i>Weekend</i>	<i>Shift 1:</i>		<i>to</i>		<i>Employees:</i>	0	<i>Entry Level</i>	0
	<i>Shift 2:</i>		<i>to</i>		<i>Employees:</i>	0	<i>Entry Level</i>	0
	<i>Shift 3:</i>		<i>to</i>		<i>Employees:</i>	0	<i>Entry Level</i>	0

Entry Level Employees 11

Seasonal Employment No *Peak Months:* *Employees:* 0
Nonpeak Months: *Employees:* 0

Where employees commute from *Town*

Barre	<i>Employees</i>	21
Burlington		9
Colchester		17
Essex Jct.		12
Milton		6
S. Burlington		10
Shelburne		8

Offer employee transportation program? No *Describe:*

Employees indicate transportation is a problem No
Transportation is an issue in hiring and retaining employees No
Transportation to child care a problem No
Company has worked with PATH or DET No
Describe transportation problems

Interested in participating in employee transportation program Yes
Describe:

Familiar with federal tax-free transit pass benefit program No
Interested in participating Yes

Additional Comments: Train to Franklin County from Chittenden County, daily.

Thursday, October 09, 2003

CCTA

Hannaford Food & Drug #398

78 Marshall Avenue Williston VT 05495
Contact Person Kelly or Sue *fax* 802-878-1602
phone 802-878-0032 *e-mail*

Employees 200

Mode of Transportation

<i>Drive Alone</i>	97	<i>Transit</i>	1	<i>Bike</i>	1
<i>Carpool</i>	1	<i>Taxi</i>	0	<i>Motorcycle</i>	0
<i>Vanpool</i>	0	<i>Walk</i>	0	<i>Other</i>	0

Work Shifts

<i>Weekday</i>	<i>Shift 1:</i>	5:00:00 AM	<i>to</i>	1:00:00 PM	<i>Employees:</i>	85	<i>Entry Level</i>	65
	<i>Shift 2:</i>	1:00:00 PM	<i>to</i>	9:00:00 PM	<i>Employees:</i>	105	<i>Entry Level</i>	75
	<i>Shift 3:</i>	9:00:00 PM	<i>to</i>	5:00:00 AM	<i>Employees:</i>	12	<i>Entry Level</i>	10
<i>Weekend</i>	<i>Shift 1:</i>		<i>to</i>		<i>Employees:</i>	0	<i>Entry Level</i>	0
	<i>Shift 2:</i>		<i>to</i>		<i>Employees:</i>	0	<i>Entry Level</i>	0
	<i>Shift 3:</i>		<i>to</i>		<i>Employees:</i>	0	<i>Entry Level</i>	0

Entry Level Employees 150

Seasonal Employment No *Peak Months:* *Employees:* 0
Nonpeak Months: *Employees:* 0

Where employees commute from *Town*

Williston	<i>Employees</i>	45
Hinesburg		30
Richmond		30
Essex		25
Huntington		25
Jericho		15
		0

Offer employee transportation program? No *Describe:*

Employees indicate transportation is a problem Yes
Transportation is an issue in hiring and retaining employees Yes
Transportation to child care a problem No
Company has worked with PATH or DET Yes
Describe transportation problems There has been an historical lack of bus routes to Williston

Interested in participating in employee transportation program? Maybe
Describe:

Familiar with federal tax-free transit pass benefit program Yes
Interested in participating Yes

Additional Comments:

Thursday, October 09, 2003

CCTA

Harbour Industries Inc

4744 Shelburne Road Shelburne VT 05482
Contact Person Elaine Heath *fax* 802-985-3447
phone 802-985-3311 *e-mail* eheath@harbouri

Employees 145

Mode of Transportation

<i>Drive Alone</i>	94	<i>Transit</i>	2	<i>Bike</i>	0
<i>Carpool</i>	0	<i>Taxi</i>	0	<i>Motorcycle</i>	2
<i>Vanpool</i>	2	<i>Walk</i>	0	<i>Other</i>	0

Work Shifts

<i>Weekday</i>	<i>Shift 1:</i>	7:00:00 AM	<i>to</i>	3:00:00 PM	<i>Employees:</i>	0	<i>Entry Level</i>	0
	<i>Shift 2:</i>	3:00:00 PM	<i>to</i>	11:00:00 PM	<i>Employees:</i>	0	<i>Entry Level</i>	0
	<i>Shift 3:</i>	11:00:00 PM	<i>to</i>	7:00:00 AM	<i>Employees:</i>	0	<i>Entry Level</i>	0
<i>Weekend</i>	<i>Shift 1:</i>		<i>to</i>		<i>Employees:</i>	0	<i>Entry Level</i>	0
	<i>Shift 2:</i>		<i>to</i>		<i>Employees:</i>	0	<i>Entry Level</i>	0
	<i>Shift 3:</i>		<i>to</i>		<i>Employees:</i>	0	<i>Entry Level</i>	0

Entry Level Employees 0

Seasonal Employment No *Peak Months:* *Employees:* 0
Nonpeak Months: *Employees:* 0

Where employees commute from *Town*

Shelburne	<i>Employees</i>	0
Colchester		0
Burlington		0
Bristol		0
Milton		0
Georgia		0
Other		0

Offer employee transportation program? No *Describe:*

Employees indicate transportation is a problem Yes
Transportation is an issue in hiring and retaining employees Yes
Transportation to child care a problem No
Company has worked with PATH or DET Yes
Describe transportation problems Bus doesn't operate in evenings.

Interested in participating in employee transportation program? No
Describe:

Familiar with federal tax-free transit pass benefit program No
Interested in participating No

Additional Comments:

Thursday, October 09, 2003

CCTA

Mountain Transit inc

222 RailRoad

Milton

VT 05468

Contact Person

John Sharrow

fax 802-893-0460

phone 802-893-1334

e-mail

Employees 150

Mode of Transportation

<i>Drive Alone</i>	100	<i>Transit</i>	0	<i>Bike</i>	0
<i>Carpool</i>	0	<i>Taxi</i>	0	<i>Motorcycle</i>	0
<i>Vanpool</i>	0	<i>Walk</i>	0	<i>Other</i>	0

Work Shifts

<i>Weekday</i>	<i>Shift 1:</i>	7:00:00 AM	<i>to</i>	9:00:00 AM	<i>Employees:</i>	100	<i>Entry Level</i>	0
	<i>Shift 2:</i>	2:30:00 PM	<i>to</i>	4:30:00 PM	<i>Employees:</i>	100	<i>Entry Level</i>	0
	<i>Shift 3:</i>	5:30:00 AM	<i>to</i>		<i>Employees:</i>	50	<i>Entry Level</i>	10
<i>Weekend</i>	<i>Shift 1:</i>		<i>to</i>		<i>Employees:</i>	0	<i>Entry Level</i>	0
	<i>Shift 2:</i>		<i>to</i>		<i>Employees:</i>	0	<i>Entry Level</i>	0
	<i>Shift 3:</i>		<i>to</i>		<i>Employees:</i>	0	<i>Entry Level</i>	0

Entry Level Employees 10

Seasonal Employment Yes

<i>Peak Months:</i>	sept-may	<i>Employees:</i>	150
<i>Nonpeak Months:</i>	june-august	<i>Employees:</i>	50

Where employees commute from *Town*

Chittenden	<i>Employees</i>	100
Grand Isle Country		15
Franklin County		35
Washington Countr		5
		0
		0
		0

Offer employee transportation program? No *Describe:*

Employees indicate transportation is a problem	No
Transportation is an issue in hiring and retaining employees	Yes
Transportation to child care a problem	Yes
Company has worked with PATH or DET	No

Describe transportation problems

Interested in participating in employee transportation program Yes
Describe: provide discounts on bus rates

Familiar with federal tax-free transit pass benefit program	No
<i>Interested in participatin</i>	Yes

Additional Comments:

Thursday, October 09, 2003

CCTA

**New England Culinary Institute-
Essex Campus**

481 Park St Essex Junction VT 05452
Contact Person E. Faundidy *fax* 802-
phone 802-872-3431 *e-mail*

Employees 300

Mode of Transportation

<i>Drive Alone</i>	95	<i>Transit</i>	0	<i>Bike</i>	0
<i>Carpool</i>	0	<i>Taxi</i>	0	<i>Motorcycle</i>	0
<i>Vanpool</i>	0	<i>Walk</i>	5	<i>Other</i>	0

Work Shifts

<i>Weekday</i>	<i>Shift 1:</i>	6:00:00 AM	<i>to</i>	3:00:00 PM	<i>Employees:</i>	150	<i>Entry Level</i>	100
	<i>Shift 2:</i>	3:00:00 PM	<i>to</i>	12:00:00 AM	<i>Employees:</i>	150	<i>Entry Level</i>	100
	<i>Shift 3:</i>		<i>to</i>		<i>Employees:</i>	0	<i>Entry Level</i>	0
<i>Weekend</i>	<i>Shift 1:</i>		<i>to</i>		<i>Employees:</i>	0	<i>Entry Level</i>	0
	<i>Shift 2:</i>		<i>to</i>		<i>Employees:</i>	0	<i>Entry Level</i>	0
	<i>Shift 3:</i>		<i>to</i>		<i>Employees:</i>	0	<i>Entry Level</i>	0

Entry Level Employees 200

Seasonal Employment Yes
Peak Months: April-nov *Employees:* 550
Nonpeak Months: Dec-March *Employees:* 500

Where employees commute from Town *Employees* 0
 0
 0
 0
 0
 0
 0

Offer employee transportation program? No *Describe:*

Employees indicate transportation is a problem No
Transportation is an issue in hiring and retaining employees No
Transportation to child care a problem No
Company has worked with PATH or DET Yes
Describe transportation problems locations are far apart

Interested in participating in employee transportation program Yes
Describe:

Familiar with federal tax-free transit pass benefit program Yes
Interested in participatin Maybe

Additional Comments:

CCTA

Racquets Edge

4 Morse Drive Essex Junction VT 05452
Contact Person Karen Plante *fax* 802-879-1422
phone 802-879-7734 *e-mail*

Employees 205

Mode of Transportation

<i>Drive Alone</i>	95	<i>Transit</i>	1	<i>Bike</i>	0
<i>Carpool</i>	1	<i>Taxi</i>	1	<i>Motorcycle</i>	1
<i>Vanpool</i>	0	<i>Walk</i>	1	<i>Other</i>	0

Work Shifts

<i>Weekday</i>	<i>Shift 1:</i>	<i>to</i>	<i>Employees:</i>	0	<i>Entry Level</i>	0
	<i>Shift 2:</i>	<i>to</i>	<i>Employees:</i>	0	<i>Entry Level</i>	0
	<i>Shift 3:</i>	<i>to</i>	<i>Employees:</i>	0	<i>Entry Level</i>	0
<i>Weekend</i>	<i>Shift 1:</i>	<i>to</i>	<i>Employees:</i>	0	<i>Entry Level</i>	0
	<i>Shift 2:</i>	<i>to</i>	<i>Employees:</i>	0	<i>Entry Level</i>	0
	<i>Shift 3:</i>	<i>to</i>	<i>Employees:</i>	0	<i>Entry Level</i>	0

Entry Level Employees 0

Seasonal Employment No
Peak Months: *Employees:* 0
Nonpeak Months: *Employees:* 0

Where employees commute from *Town* *Employees* 0
 0
 0
 0
 0
 0
 0
 0

Offer employee transportation program? No *Describe:*

Employees indicate transportation is a problem No
Transportation is an issue in hiring and retaining employees No
Transportation to child care a problem No
Company has worked with PATH or DET No
Describe transportation problems

Interested in participating in employee transportation program? No
Describe:

Familiar with federal tax-free transit pass benefit program No
Interested in participating No

Additional Comments:

CCTA

Sheraton Burlington Hotel

870 Williston Road South Burlington VT 05403
Contact Person Shirlene Blanche *fax* 802-865-6696
phone 802-865-6600 *e-mail* shirlene.blanchet

Employees 245

Mode of Transportation

<i>Drive Alone</i>	82	<i>Transit</i>	4	<i>Bike</i>	2
<i>Carpool</i>	4	<i>Taxi</i>	2	<i>Motorcycle</i>	1
<i>Vanpool</i>	0	<i>Walk</i>	5	<i>Other</i>	0

Work Shifts

<i>Weekday</i>	<i>Shift 1:</i>	6:00:00 AM	<i>to</i>	4:30:00 PM	<i>Employees:</i>	125	<i>Entry Level</i>	0
	<i>Shift 2:</i>	3:00:00 PM	<i>to</i>	1:00:00 AM	<i>Employees:</i>	103	<i>Entry Level</i>	0
	<i>Shift 3:</i>	10:00:00 PM	<i>to</i>	6:00:00 AM	<i>Employees:</i>	6	<i>Entry Level</i>	0
<i>Weekend</i>	<i>Shift 1:</i>		<i>to</i>		<i>Employees:</i>	0	<i>Entry Level</i>	0
	<i>Shift 2:</i>		<i>to</i>		<i>Employees:</i>	0	<i>Entry Level</i>	0
	<i>Shift 3:</i>		<i>to</i>		<i>Employees:</i>	0	<i>Entry Level</i>	0

Entry Level Employees 200

Seasonal Employment Yes *Peak Months:* May - October *Employees:* 20
Nonpeak Months: *Employees:* 0

Where employees commute from *Town*

Burlington/South B	<i>Employees</i>	152
Winooski/Colchest		16
Essex/Essex Junct		10
Grand Isle		10
Saint Albans		8
Milton		10
Other		28

Offer employee transportation program? No *Describe:*

Employees indicate transportation is a problem Yes

Transportation is an issue in hiring and retaining employees on weekends

Transportation to child care a problem No

Company has worked with PATH or DET No

Describe transportation problems Buses do not run on Sundays. Buses do not schedule early or late enough.

Interested in participating in employee transportation program? Yes

Describe: Would have to see proposals before making such decision.

Familiar with federal tax-free transit pass benefit program No

Interested in participatin Yes

Additional Comments:

Thursday, October 09, 2003

CCTA

St. Griswald and Co, Inc

193 Industrial Ave P.O. Box 849 Williston

VT 05495

Contact Person Christina Gonillo

fax 802-658-6869

phone 802-658-0201

e-mail cgonillo@stgrisw

Employees 150

Mode of Transportation

<i>Drive Alone</i>	88	<i>Transit</i>	0	<i>Bike</i>	0
<i>Carpool</i>	10	<i>Taxi</i>	0	<i>Motorcycle</i>	0
<i>Vanpool</i>	0	<i>Walk</i>	0	<i>Other</i>	2

Work Shifts

<i>Weekday</i>	<i>Shift 1:</i>	7:00:00 AM	<i>to</i>	5:00:00 PM	<i>Employees:</i>	140	<i>Entry Level</i>	0
	<i>Shift 2:</i>	8:00:00 AM	<i>to</i>	5:00:00 PM	<i>Employees:</i>	10	<i>Entry Level</i>	0
	<i>Shift 3:</i>		<i>to</i>		<i>Employees:</i>	0	<i>Entry Level</i>	0
<i>Weekend</i>	<i>Shift 1:</i>		<i>to</i>		<i>Employees:</i>	0	<i>Entry Level</i>	0
	<i>Shift 2:</i>		<i>to</i>		<i>Employees:</i>	0	<i>Entry Level</i>	0
	<i>Shift 3:</i>		<i>to</i>		<i>Employees:</i>	0	<i>Entry Level</i>	0

Entry Level Employees 10

Seasonal Employment Yes

<i>Peak Months:</i>	May June August	<i>Employees:</i>	
<i>Nonpeak Months:</i>	Dec-Apr	<i>Employees:</i>	

Where employees commute from *Town*

Fairfax	<i>Employees</i>	20
Swanton		20
St. Albans		15
Hinesburg		14
Burlington		12
Jericho		12
Milton		14

Offer employee transportation program? No *Describe:*

Employees indicate transportation is a problem Yes

Transportation is an issue in hiring and retaining employees Yes

Transportation to child care a problem No

Company has worked with PATH or DET Yes

Describe transportation problems employees have lost their licenses and depend on other employees for rides, if one is out the

Interested in participating in employee transportation program Yes

Describe:

Familiar with federal tax-free transit pass benefit program Yes

Interested in participating No

Additional Comments: carpooling network

Thursday, October 09, 2003

CCTA

Town of Colchester

P.O. Box 835

Colchester

VT 05446

Contact Person

Sherry Laborge

fax

802-654-0757

phone

802-654-0764

e-mail

Employees 88

Mode of Transportation

<i>Drive Alone</i>	98	<i>Transit</i>	0	<i>Bike</i>	0
<i>Carpool</i>	0	<i>Taxi</i>	0	<i>Motorcycle</i>	0
<i>Vanpool</i>	0	<i>Walk</i>	0	<i>Other</i>	0

Work Shifts

<i>Weekday</i>	<i>Shift 1:</i>	8:00:00 AM	<i>to</i>	4:00:00 PM	<i>Employees:</i>	70	<i>Entry Level</i>	3
	<i>Shift 2:</i>	7:00:00 AM	<i>to</i>	3:00:00 PM	<i>Employees:</i>	15	<i>Entry Level</i>	0
	<i>Shift 3:</i>	3:00:00 PM	<i>to</i>	11:00:00 PM	<i>Employees:</i>	15	<i>Entry Level</i>	0
<i>Weekend</i>	<i>Shift 1:</i>		<i>to</i>		<i>Employees:</i>	0	<i>Entry Level</i>	0
	<i>Shift 2:</i>		<i>to</i>		<i>Employees:</i>	0	<i>Entry Level</i>	0
	<i>Shift 3:</i>		<i>to</i>		<i>Employees:</i>	0	<i>Entry Level</i>	0

Entry Level Employees 5

Seasonal Employment Yes

<i>Peak Months:</i>	june-sept	<i>Employees:</i>	20
<i>Nonpeak Months:</i>		<i>Employees:</i>	0

Where employees commute from

<i>Town</i>	Colchester	<i>Employees</i>	38
	Milton		8
	Burlington		9
	Essex		13
	Williston		8
	Winaski		2
	St. Albans		4

Offer employee transportation program? No *Describe:*

Employees indicate transportation is a problem No

Transportation is an issue in hiring and retaining employees No

Transportation to child care a problem No

Company has worked with PATH or DET No

Describe transportation problems

Interested in participating in employee transportation program No

Describe:

Familiar with federal tax-free transit pass benefit program No

Interested in participatin No

Additional Comments:

Thursday, October 09, 2003

CCTA

Town of Richmond

PO Box 285 203 Bridge St. Richmond VT 05477

Contact Person

fax

phone

e-mail

Employees 26

Mode of Transportation

<i>Drive Alone</i>	96	<i>Transit</i>	0	<i>Bike</i>	0
<i>Carpool</i>	0	<i>Taxi</i>	0	<i>Motorcycle</i>	0
<i>Vanpool</i>	0	<i>Walk</i>	4	<i>Other</i>	0

Work Shifts

<i>Weekday</i>	<i>Shift 1:</i>	8:00:00 AM	<i>to</i>	4:00:00 PM	<i>Employees:</i>	24	<i>Entry Level</i>	5
	<i>Shift 2:</i>	4:00:00 PM	<i>to</i>	12:00:00 AM	<i>Employees:</i>	1	<i>Entry Level</i>	1
	<i>Shift 3:</i>	12:00:00 AM	<i>to</i>	8:00:00 AM	<i>Employees:</i>	1	<i>Entry Level</i>	1
<i>Weekend</i>	<i>Shift 1:</i>		<i>to</i>		<i>Employees:</i>	0	<i>Entry Level</i>	0
	<i>Shift 2:</i>		<i>to</i>		<i>Employees:</i>	0	<i>Entry Level</i>	0
	<i>Shift 3:</i>		<i>to</i>		<i>Employees:</i>	0	<i>Entry Level</i>	0

Entry Level Employees 7

Seasonal Employment No *Peak Months:* *Employees:* 0
Nonpeak Months: *Employees:* 0

Where employees commute from *Town*

Essex	<i>Employees</i>	1
Bolton		1
Richmond		15
Huntington		3
Jericho		2
Fletcher		1
		0

Offer employee transportation program? No *Describe:*

Employees indicate transportation is a problem No
Transportation is an issue in hiring and retaining employees No
Transportation to child care a problem No
Company has worked with PATH or DET No
Describe transportation problems

Interested in participating in employee transportation program No
Describe:

Familiar with federal tax-free transit pass benefit program No
Interested in participating No

Additional Comments:

CCTA

University of Vermont

227 Waterman Building Burlington VT 05405-016

Contact Person Lee Stewart fax 802-656-3476

phone 802-656-3433 e-mail

Employees

Mode of Transportation

Drive Alone	Transit	Bike
Carpool	Taxi	Motorcycle
Vanpool	Walk	Other

Work Shifts

Weekday	Shift 1:	to	Employees:	0	Entry Level	0
	Shift 2:	to	Employees:	0	Entry Level	0
	Shift 3:	to	Employees:	0	Entry Level	0
Weekend	Shift 1:	to	Employees:	0	Entry Level	0
	Shift 2:	to	Employees:	0	Entry Level	0
	Shift 3:	to	Employees:	0	Entry Level	0

Entry Level Employees 0

Seasonal Employment

Peak Months: Employees: 0

Nonpeak Months: Employees: 0

Where employees commute from Town Employees 0
0
0
0
0
0
0
0

Offer employee transportation program? Describe:

Employees indicate transportation is a problem
Transportation is an issue in hiring and retaining employees
Transportation to child care a problem
Company has worked with PATH or DET
Describe transportation problems

Interested in participating in employee transportation program

Describe:

Familiar with federal tax-free transit pass benefit program

Interested in participatin

Additional Comments: Do not wish to participate in survey.

Thursday, October 09, 2003

CCTA

Wake Robin Corporation

200 Wake Robin Drive Shelburne VT 05482
Contact Person Roger Barnes *fax* 802-985-8452
phone 802-264-5104 *e-mail* rbarnes@waker

Employees 96

Mode of Transportation

<i>Drive Alone</i>	75	<i>Transit</i>	0	<i>Bike</i>	25
<i>Carpool</i>	0	<i>Taxi</i>	0	<i>Motorcycle</i>	0
<i>Vanpool</i>	0	<i>Walk</i>	0	<i>Other</i>	0

Work Shifts

<i>Weekday</i>	<i>Shift 1:</i>	6:45:00 AM	<i>to</i>	3:15:00 PM	<i>Employees:</i>	80	<i>Entry Level</i>	15
	<i>Shift 2:</i>	2:45:00 PM	<i>to</i>	11:15:00 PM	<i>Employees:</i>	40	<i>Entry Level</i>	15
	<i>Shift 3:</i>	10:45:00 PM	<i>to</i>	7:15:00 AM	<i>Employees:</i>	40	<i>Entry Level</i>	5
<i>Weekend</i>	<i>Shift 1:</i>		<i>to</i>		<i>Employees:</i>	0	<i>Entry Level</i>	0
	<i>Shift 2:</i>		<i>to</i>		<i>Employees:</i>	0	<i>Entry Level</i>	0
	<i>Shift 3:</i>		<i>to</i>		<i>Employees:</i>	0	<i>Entry Level</i>	0

Entry Level Employees 25

Seasonal Employment No *Peak Months:* *Employees:* 0
Nonpeak Months: *Employees:* 0

Where employees commute from *Town*

Burlington	<i>Employees</i>	20
Shelburne		39
Charlotte		20
Bristol		13
Hinesburg		8
Colchester		7
Other		30

Offer employee transportation program? No *Describe:*

Employees indicate transportation is a problem	No
Transportation is an issue in hiring and retaining employees	Yes
Transportation to child care a problem	Don't know
Company has worked with PATH or DET	Yes

Describe transportation problems

Interested in participating in employee transportation program? No
Describe:

Familiar with federal tax-free transit pass benefit program Yes
Interested in participating No

Additional Comments: CCTA added us to route last year. No ridership because there are so many more jobs close to home and labor shortage.

Thursday, October 09, 2003

CCTA

Westaff

74 Main Street Burlington VT 05401
Contact Person Alyssa Bryant *fax* 802-862-4555
phone 802-862-6500 *e-mail* abryant@westaf

Employees 9**Mode of Transportation**

<i>Drive Alone</i>	55	<i>Transit</i>	0	<i>Bike</i>	0
<i>Carpool</i>	0	<i>Taxi</i>	0	<i>Motorcycle</i>	0
<i>Vanpool</i>	22	<i>Walk</i>	22	<i>Other</i>	0

Work Shifts

<i>Weekday</i>	<i>Shift 1:</i>	8:00:00 AM	<i>to</i>	5:00:00 PM	<i>Employees:</i>	9	<i>Entry Level</i>	0
	<i>Shift 2:</i>		<i>to</i>		<i>Employees:</i>	0	<i>Entry Level</i>	0
	<i>Shift 3:</i>		<i>to</i>		<i>Employees:</i>	0	<i>Entry Level</i>	0
<i>Weekend</i>	<i>Shift 1:</i>		<i>to</i>		<i>Employees:</i>	0	<i>Entry Level</i>	0
	<i>Shift 2:</i>		<i>to</i>		<i>Employees:</i>	0	<i>Entry Level</i>	0
	<i>Shift 3:</i>		<i>to</i>		<i>Employees:</i>	0	<i>Entry Level</i>	0

Entry Level Employees 0

Seasonal Employment No *Peak Months:* *Employees:* 0
Nonpeak Months: *Employees:* 0

Where employees commute from *Town* Burlington *Employees* 5
Clchester 2
Essex 1
Williston 1
0
0
0

Offer employee transportation program? No *Describe:*

Employees indicate transportation is a problem No
Transportation is an issue in hiring and retaining employees No
Transportation to child care a problem No
Company has worked with PATH or DET Yes
Describe transportation problems

Interested in participating in employee transportation program maybe
Describe:

Familiar with federal tax-free transit pass benefit program No
Interested in participatin Yes

Additional Comments: Company also consists of about 250 temps not included in survey.

Thursday, October 09, 2003

APPENDIX F

TRANSIT ROUTE PROFILES

ROUTE 1: UNIVERSITY MALL/AIRPORT

SERVICE DESCRIPTION

Service Type	Fixed Route
Service Description	In-town
Area Description	Urban
Hours of Service	Weekdays: 6:15 am - 11:25 pm; Saturday: 6:15 am – 8:05 pm; Sunday: 8:51 am – 6:51 pm
Days of Service	Sunday through Saturday
Seasons of Operation	Year-Round
Headways	Weekdays: 28 round trips daily; Saturday: 23 round trips; Sunday: 10 trips (new) Peak: 30 min. Off-peak: 30 min. Evenings: 1 hour Sat. mornings: 1 hour Sundays: 1 hour
Fares	\$1.00 each way
Round-Trip Miles	17 – 18 miles, depending on deviations served
Round-Trip Hours	About 60 minutes, depending on deviations served

PRODUCTIVITY DATA (FY2001)

Annual Boardings	249,652
Annual Revenue Hours	8,517
Annual Revenue Miles	108,863
Annual Operating Cost	\$452,776
Boardings per Revenue Hour	29.3
Boardings per Revenue Mile	2.3
Operating Cost per Revenue Hour	\$53.16
Operating Cost per Revenue Mile	\$4.16
Operating Cost per Boarding	\$1.81

Productivity data is for FY2001. All other route profile information is for services as revised in November 2001.

MAJOR TRIP GENERATORS

Major Employers

- Chittenden Bank
- Radisson-Burlington Hotel
- Howard Bank
- Merchants Bank
- Burlington Free Press
- Brueggers Bagel Bakery Inc.
- Vermont Department of Health
- Spectrum Youth & Family Svcs
- Champlain College
- Mortgage Service Inc.
- J C Penney Store 0530-6
- Applebees 6801
- Bouyea-Fassetts Bakery
- Hannafords Food & Drug
- South Burlington High School
- Twin Oaks Sports & Fitness
- University of Vermont
- Sheraton Burlington Hotel
- Holiday Inn
- Best Western
- Clarion Hotel & Conference Ctr.
- Verizon New England Inc.
- Pillsbury Manor



LEGEND

<ul style="list-style-type: none"> s Major Trip Generators s Major Employer N Medical V Shopping a Educational Facilities I Affordable Housing Y Human Service Agencies O Park and Ride E Other Facilities 	
<ul style="list-style-type: none"> — Rte. 1: University Mall / Airport — Rte. 1 Deviations Quarter-Mile Walk-up Zone 	

Medical

Fletcher Allen Wellness Center
US Vietnam Veterans Center
Seneca Center Psychiatric
Eleanor Luse Center UVM
Burlington Podiatry Center
Timberland Medical

Shopping

Burlington Town Center
Hannaford Food and Drug Superstore
Bon-Ton Department Stores Inc.
JC Penny
University Mall
Dorset Square Mall
Barnes and Noble
Grand Union S. C.

Educational Facilities

Vermont College of Cosmetology
Richard Milburn High School
Community College of Vermont
Barrington College
Champlain College
South Burlington Middle School
South Burlington High School
University of Vermont
Extension System of the University

Affordable Housing

Duggan Row House
Eno Apartments
Lake Champlain Apartments (2 sites)
Garden Apartments (St. Paul St.)
Harrington Apartments
Maple Street Apartments
South Square (elderly)
Cathedral Square Housing
Monroe Place
Monroe Street Apartments
King Street Apartments
Garden Apartments (King Street)
McKenzie House Apartments
Howard Group Home
Bobbin Mill Apartments
St. Paul St. Apartments (elderly)
Burlington Housing Authority (elderly)
YWCA
Dismas House Burlington
Lake Champlain Housing Ventures (2 sites)
Burlington Community Land Trust (19 sites)

Human Service Agencies

Cathedral Square Corporation
Health Department – HQ
Vocational Rehabilitation

Greater Burlington YMCA
Vermont Association for the Blind & Visually Impaired
Champlain Senior Center, Inc.
Committee on Temporary Shelter
Ronald McDonald House
United Ways of Chittenden County

Other Facilities

Police Station (Burlington)
Police Station (South Burlington)
South Burlington City Hall
Burlington International Airport
Career Resource Center - Burlington

ROUTE 2: ESSEX ROUTE

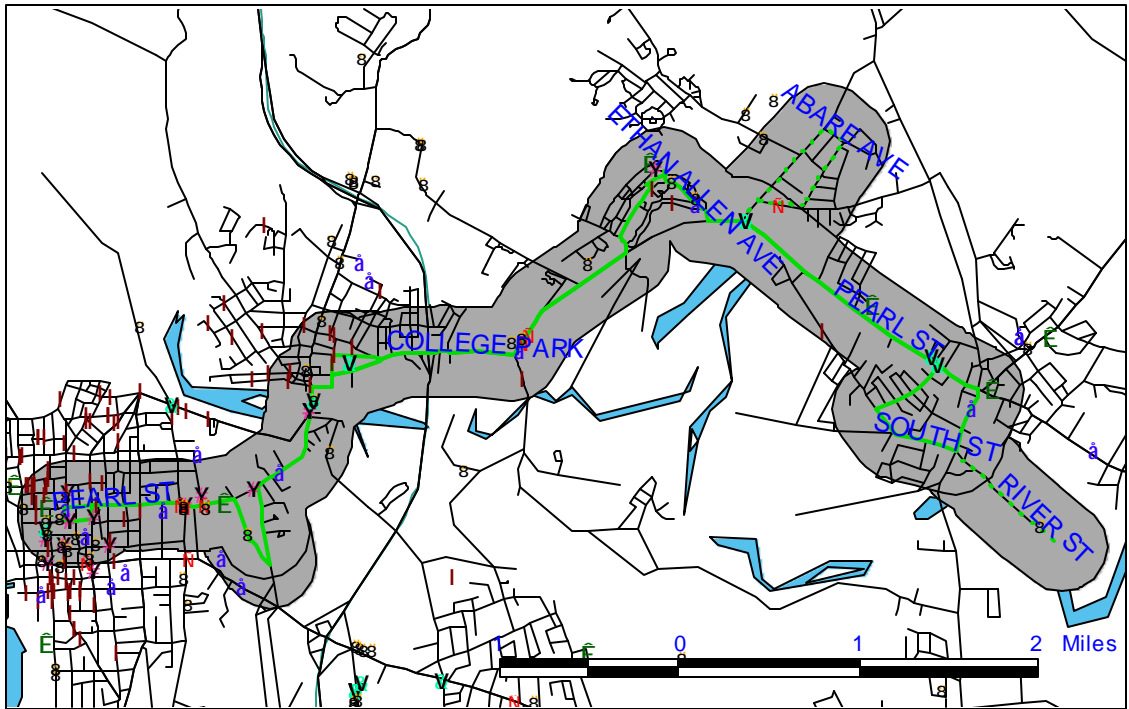
SERVICE DESCRIPTION

Service Type	Fixed Route
Service Description	In-town
Area Description	Urban
Hours of Service	Weekdays: 5:45 am - 10:20 pm; Saturday: 6:15 am - 8:15 pm
Days of Service	Monday through Saturday
Seasons of Operation	Year-Round
Headways	Weekdays: 29 one-way trips from Burl. Daily; 30 trips from Essex Junction; Saturday: 23 round trips Peak: 30 min. Off-peak: 30 min., except late eves, Sat. morns: 60 min.
Fares	\$1.00 each way
Round-Trip Miles	20 - 22 miles, depending on service deviations
Round-Trip Hours	60 - 75 minutes, depending on deviations and traffic

PRODUCTIVITY DATA (FY2001)

Annual Boardings	246,710
Annual Revenue Hours	12,408
Annual Revenue Miles	120,042
Annual Operating Cost	\$601,263
Boardings per Revenue Hour	19.9
Boardings per Revenue Mile	2.1
Operating Cost per Revenue Hour	\$48.46
Operating Cost per Revenue Mile	\$5.01
Operating Cost per Boarding	\$2.44

Productivity data is for FY2001.
All other route profile information is for services as revised in November 2001.



LEGEND

	Major Employer
	Medical
	Shopping
	Educational Facilities
	Affordable Housing
	Human Service Agencies
	Park and Ride
	Other Facilities
	Rte 2: Essex Route
	Route 2 Deviations
	Quarter-Mile Walk-up Zone

MAJOR TRIP GENERATORS

Major Employers

Chittenden Bank
Radisson-Burlington Hotel
Filene's
Merchants Bank
Burlington Free Press
Brueggers Bagel Bakery Inc.
Mortgage Services Inc.
UVM College of Medicine
City of Winooski
Ireland Concrete Construction Corp.
Vermont Student Assistance Corporation
Vermont National Guard
Green Mountain Nursing Home
Marriott International
IBM Microelectronics Division
Racquet's Edge Health & Fitness

Medical

FAHC—UVM Medical Center Campus
FAHC--University Health Center
Campus
FAHC-Fanny Allen Campus
Allen Family Hospital
Anna Marsh Behavioral Care
Outpatient Rehab Center

Shopping

Burlington Town Center
Champlain Mill
Beverage Warehouse
Sports Products
A&P Food Stores / Shopping Center
Essex Shopping Center
Ames Department Store
Grand Union Company

Educational Facilities

University of Vermont
UVM College of Medicine
Essex Educational Center
Essex Technical School
Community College of Vermont
St. Michael's College
Fanny Allen School of Nursing
Champlain College
Ace Programs

Affordable Housing

(37 locations; see map)

Human Service Agencies

Cathedral Square Corporation
Health Department – HQ (Cherry St.)
Health Department (Colchester Ave)
Vocational Rehabilitation
Greater Burlington YMCA
Vermont Association for the Blind & Visually Impaired
American Red Cross / Northern Vermont Chapter
Champlain ARC
Champlain Valley Agency on Aging
Spectrum Youth & Family Svcs
Transitional Service for Youth / Family
Mental Health Care Center
Ronald McDonald House
United Way of Chittenden County
Champlain Vocational Services
Career Resource Center – Burlington

Other Facilities

Fleming Museum
Fort Ethan Allen
Champlain Exposition
Amtrak Station

ROUTE 4: ESSEX CENTER ROUTE

SERVICE DESCRIPTION

Service Type	Fixed Route
Service	Town-to-town
Description	
Area Description	Suburban
Hours of Service	5:55 am - 9:55 pm
Days of Service	Monday through Friday
Seasons of Operation	Year-Round
Headways	14 round trips daily Peak: 30 min. Off-peak: about 60 min., with 10:25 am – 1:00 pm and 6:00 pm – 9:45 pm gaps
Fares	\$1.00
Round-Trip Miles	16 miles
Round-Trip Hours	25 – 30 minutes

PRODUCTIVITY DATA (FY2001)

Annual Boardings	14,150
Annual Revenue Hours	1,638
Annual Revenue Miles	30,935
Annual Operating Cost	\$102,214
Boardings per Revenue Hour	8.6
Boardings per Revenue Mile	0.5
Operating Cost per Revenue Hour	\$62.40
Operating Cost per Revenue Mile	\$3.30
Operating Cost per Boarding	\$7.22

Productivity data is for FY2001. All other route profile information is for services as revised in November 2001.

MAJOR TRIP GENERATORS

Major Employers

Offset House Inc.

Medical Facilities

None

Shopping

Hannaford's
A&P Food Stores/Shopping Center
Essex Outlet Fair
Essex Discount Beverage
Grand Union Company

Educational Facilities

Essex High School
A.D. Lawton School
Ace Programs

Affordable Housing

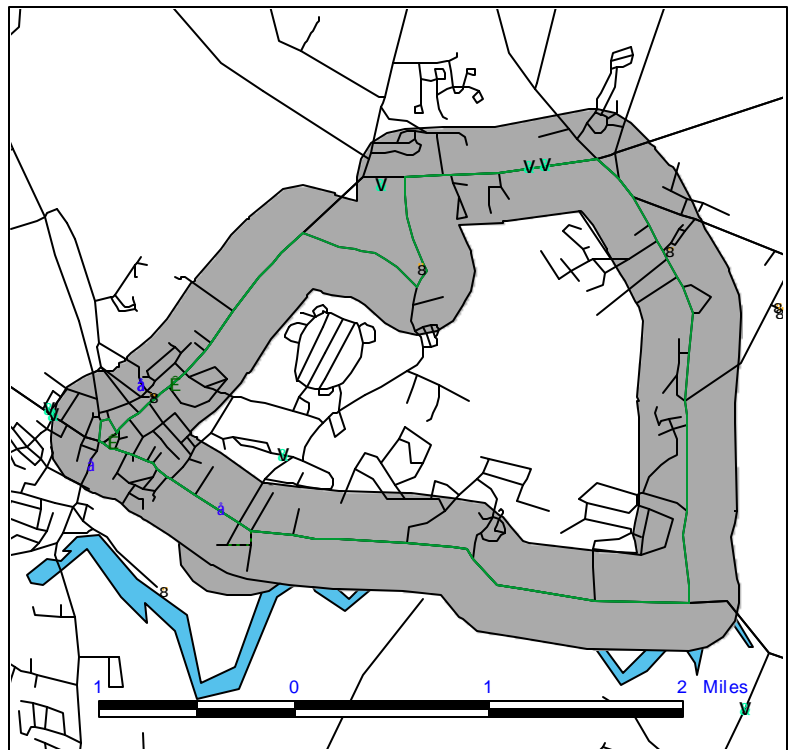
None

Human Service Agencies

None

Other Facilities

Amtrak Station

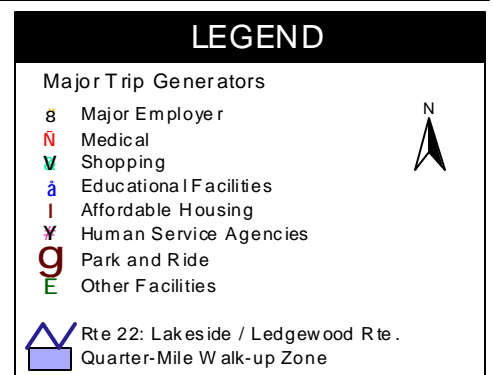
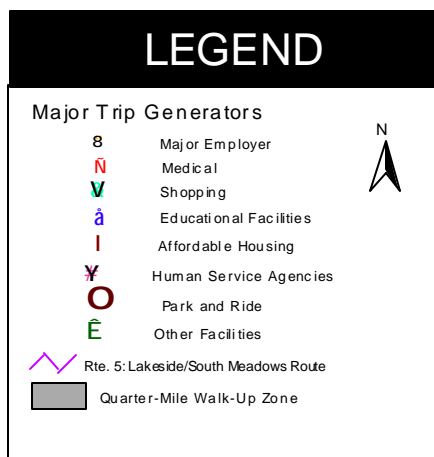
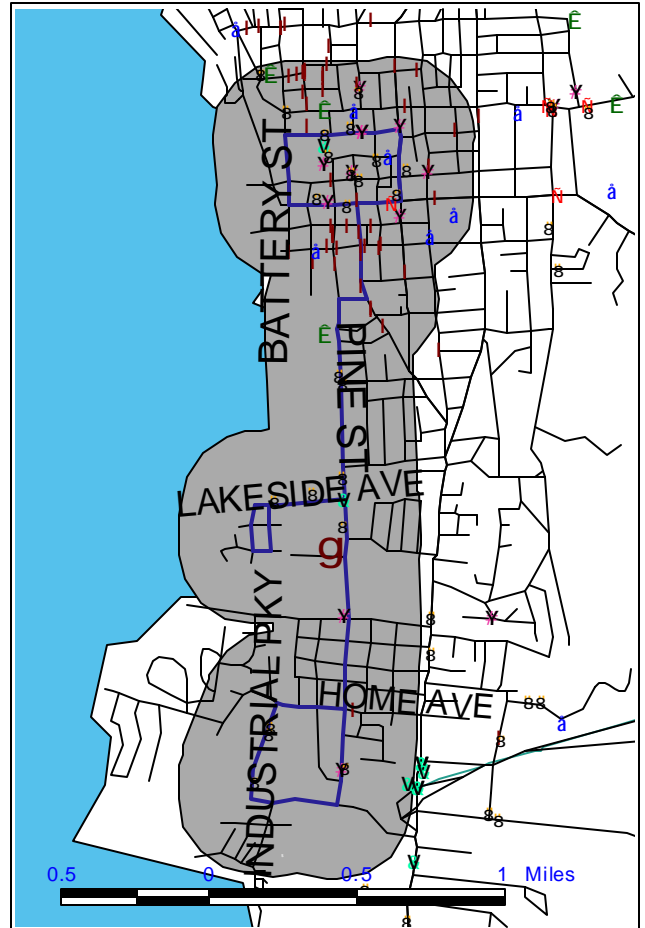
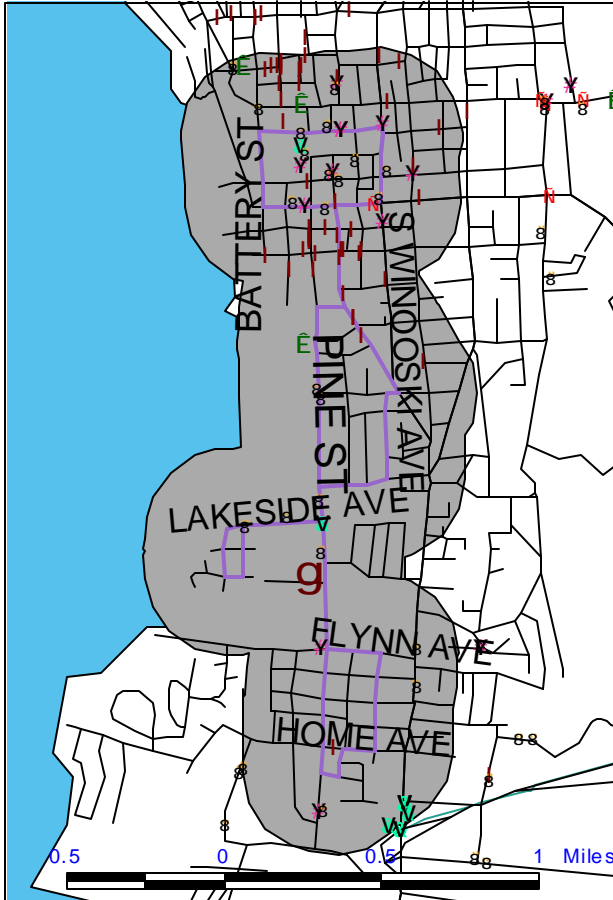


LEGEND

- | | |
|-----------------------|-----------------------------------|
| Major Trip Generators | |
| 8 | Major Employer |
| N | Medical |
| V | Shopping |
| a | Educational Facilities |
| I | Affordable Housing |
| Y | Human Service Agencies |
| O | Park and Ride |
| E | Other Facilities |
| | Route 4: Essex Center |
| | Rte. 4 Deviation |
| | Buffer 1 of 2108-3 ccta rte 4.shp |



ROUTES 5 AND 22: LAKESIDE (SOUTH MEADOWS & LEDGEWOOD)



Productivity data is for FY2001. All other route profile information is for services as revised in November 2001.

SERVICE DESCRIPTION

Service Type	Fixed Route
Service Description	In-town
Area Description	Urban
Hours of Service	South Meadows: 6:15 am –6:40 pm; Ledgewood: 6:45 am – 6:10 pm
Days of Service	Monday through Saturday
Seasons of Operation	Year-Round
Headways	South Meadows: 13 round trips daily; Ledgewood: 12 round trips daily Peak: 60 min. for each Off-peak: 60 min. for each
Fares	\$1.00 each way
Round-Trip Miles	Each route is 7 miles.
Round-Trip Hours	Each route takes 25 minutes.

PRODUCTIVITY DATA (FY2001)

Annual Boardings	102,440
Annual Revenue Hours	3,520
Annual Revenue Miles	50,394
Annual Operating Cost	\$195,306
Boardings per Revenue Hour	29.1
Boardings per Revenue Mile	2.0
Operating Cost per Revenue Hour	\$55.48
Operating Cost per Revenue Mile	\$3.88
Operating Cost per Boarding	\$1.91

MAJOR TRIP GENERATORS – SOUTH MEADOWS

Major Employers)

First Call for Children & Family
Rhino Foods Inc.
Blodgett Oven Co.
General Dynamics
Swish Maintenance Ltd.
Burlington Electric Department
Hickok & Boardman Financial Services
Specialty Filaments Inc.
Chittenden Bank
Radisson-Burlington Hotel
Filene's
Howard Bank
Merchants Bank
Burlington Free Press
Brueggers Bagel Bakery Inc.
Spectrum Youth & Family Svcs
Mortgage Services Inc.

Medical

Fletcher Allen Wellness Center

Shopping

Shelburne Road Plaza
TJ Maxx
Price Chopper
Ben Franklin
Gateway Shopping Center
Burlington Town Center

Educational Facilities

Vermont College of Cosmetology
Community College of Vermont
Burlington College
Champlain College

Affordable Housing

(47 locations; see map)

Human Service Agencies

Cathedral Square Corporation

Health Department – HQ
Vocational Rehabilitation
Greater Burlington YMCA
Vermont Association for the Blind &
 Visually Impaired
Howard Center for Community Services
Champlain Senior Center, Inc.
Baird Center Division
Committee on Temporary Shelter
Ronald McDonald House
United Way of Chittenden County
Career Resource Center – Burlington
First Call for Children and Families

Park-and-Ride Lots
Downtown PARC Lot

Other Facilities
VT Transit Bus Depot

MAJOR TRIP GENERATORS – LEDGEWOOD

Major Employers
Edlund Company Inc.
Burton Snowboards
First Call for Children & Family
Rhino Foods Inc.
Blodgett Oven Co.
General Dynamics
Swish Maintenance Ltd.
Burlington Electric Department
Specialty Filaments Inc.
Chittenden Bank
Radisson-Burlington Hotel
Howard Bank
Merchants Bank
Burlington Free Press
Brueggers Bagel Bakery Inc.
Vermont Department of Health
Mortgage Services Inc.

Medical
Fletcher Allen Wellness Center

Shopping
Shelburne Road Plaza
TJ Maxx
Price Chopper
Ben Franklin
Grand Union Company
Gateway Shopping Center
I89 Shopping Center
Cumberland Farms Food Store
Burlington Town Center
Filene's

Educational Facilities
Community College of Vermont
Barrington College
Champlain College
Vermont College of Cosmetology

Affordable Housing
(46 locations; see map)

Human Service Agencies
Cathedral Square Corporation
Health Department – HQ
Vocational Rehabilitation
Greater Burlington YMCA
Vermont Association for the Blind &
 Visually Impaired
First Call for Children and Families
Howard Center for Community Services
Baird Center Division
Champlain Senior Center, Inc.
Committee on Temporary Shelter
Spectrum Youth & Family Svcs
Ronald McDonald House
United Way of Chittenden County
Career Resource Center—Burlington
Park-and-Ride Lots
Downtown PARC Lot

Other Facilities
VT Transit Bus Depot

ROUTE 6: S. END / SHELBURNE ROUTE

SERVICE DESCRIPTION

Service Type	Fixed Route
Service Description	In-town
Area Description	Urban
Hours of Service	6:15 am - 10:55 pm
Days of Service	Monday through Saturday
Seasons of Operation	Year-Round
Headways	Weekdays: 29 round trips daily; Saturday: 24 round trips Peak: 15 min. Off-peak: 30 min. except Saturday early morn / late eve: 60 min.
Fares	\$1.00
Round-Trip Miles	23 – 37 miles, depending on deviations served
Round-Trip Hours	50 - 55 minutes

PRODUCTIVITY DATA (FY2001)

Annual Boardings	151,881
Annual Revenue Hours	9,177
Annual Revenue Miles	113,122
Annual Operating Cost	\$481,539
Boardings per Revenue Hour	16.6
Boardings per Revenue Mile	1.3
Operating Cost per Revenue Hour	\$52.47
Operating Cost per Revenue Mile	\$4.26
Operating Cost per Boarding	\$3.17

Productivity data is for FY2001. All other route profile information is for services as revised in November 2001.

MAJOR TRIP GENERATORS

Major Employers

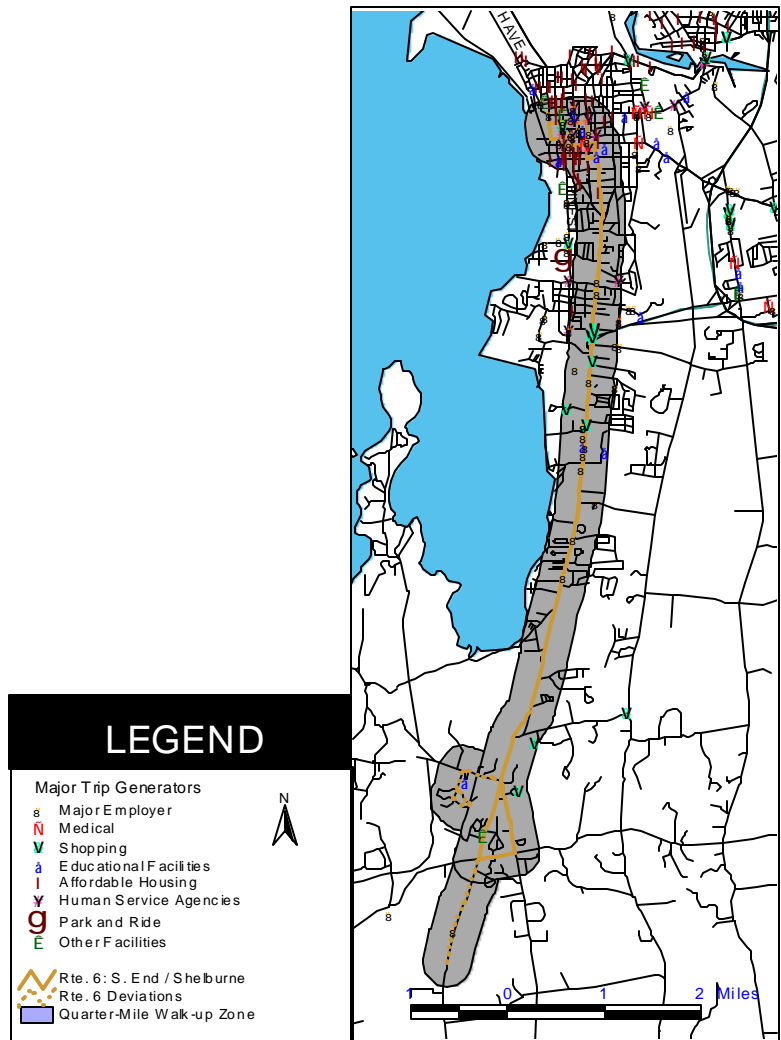
- Vermont Teddy Bear Company
- Perry Restaurant Group
- Harbour Industries Inc.
- Heritage Ford
- Pepsi Cola Bottling Co. of Burlington
- IDX Systems Corporation
- Verizon New England
- First Call for Children & Family
- Chittenden Regional Correctional Center
- Hickok & Boardman Financial Services
- Chittenden Bank
- Radisson-Burlington Hotel
- Howard Bank
- Merchants Bank
- Burlington Free Press
- Brueggers Bagel Bakery Inc.
- Spectrum Youth & Family Svcs
- Mortgage Services Inc.
- Smart Suites
- Lewis Motors

Medical

- Fletcher Allen Wellness Center

Shopping

- Shelburne Road Plaza
- Shelburne Supermarket Inc.
- Kmart Store 7039
- TJ Maxx
- Price Chopper



Shopping (Cont'd.)

Burlington Town Center
Filene's
Hannaford Food and Drug Superstore
Talbots Inc.
Shelburne Square Shopping Center
Ben Franklin
Gateway Shopping Center

Educational Facilities

Shelburne Middle School
Community College of Vermont
Champlain College
VT Common School
O'Briens Training Center
Vermont College of Cosmetology

Affordable Housing

(47 locations; see map)

Human Service Agencies

Cathedral Square Corporation
Health Department – HQ
Vocational Rehabilitation
Greater Burlington YMCA
Vermont Association for the
Blind & Visually Impaired
Lund Family Center
Champlain Senior Center, Inc.
Committee on Temporary Shelter
Ronald McDonald House
United Way of Chittenden County
Career Resource Center (Burlington)

Other Facilities

Shelburne Museum

ROUTE 7: NORTH AVENUE

SERVICE DESCRIPTION

Service Type	Fixed Route
Service Description	In-town
Area Description	Urban
Hours of Service	Weekdays: 5:45 am – 10:10 pm; Saturdays: 6:15 am – 7:55 pm
Days of Service	Monday through Saturday
Seasons of Operation	Year-Round
Headways	Weekdays: 29 round trips daily; Saturday: 23 round trips Peak: 30 min. Off-peak: 30 min. except early morn./late eve. on Saturday: 60 min.
Fares	\$1.00 each way
Round-Trip Miles	12 – 13 miles, depending on service of deviations
Round-Trip Hours	15 - 30 minutes, depending on deviations

PRODUCTIVITY DATA (FY2001)

Annual Boardings	243,621
Annual Revenue Hours	8,585
Annual Revenue Miles	82,987
Annual Operating Cost	\$415,904
Boardings per Revenue Hour	28.4
Boardings per Revenue Mile	2.9
Operating Cost per Revenue Hour	\$48.45
Operating Cost per Revenue Mile	\$5.01
Operating Cost per Boarding	\$1.71

MAJOR TRIP GENERATORS

Major Employers

Chittenden Bank
 Radisson-Burlington Hotel
 Filene's
 Howard Bank
 Merchants Bank
 Burlington Free Press
 Bruegger's Bagel Bakery Inc.
 Vermont Department of Health
 Spectrum Youth & Family Services
 Mortgage Services Inc.
 Starr Farm Nursing Center
 Vencor Inc.

Medical

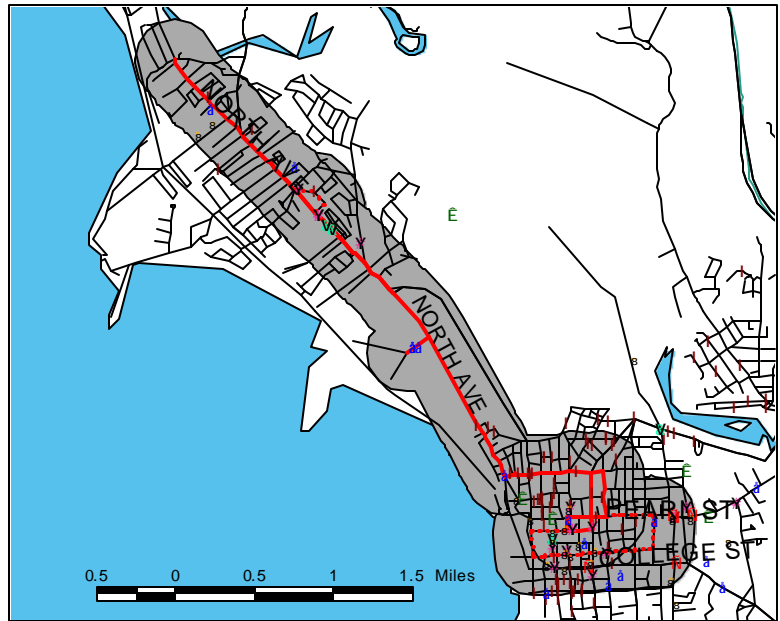
Fletcher Allen Wellness Center
 Fletcher Allen Health Center—
 University Health Center Campus

Shopping

Burlington Town Center
 Ben Franklin

Major Education Facilities

Community College of Vermont
 Burlington High School
 Rock Point School



Productivity data is for
 FY2001. All other route
 profile information is for
 services as revised in
 November 2001.

LEGEND	
e	Major Employer
M	Medical
v	Shopping
a	Educational Facilities
I	Affordable Housing
y	Human Service Agencies
g	Park and Ride
E	Other Facilities
[Red Line]	Rte. 7: North Avenue Rte.
[Red Dashed Line]	Rte. 7 Deviations
[Grey Area]	Quarter-Mile Walk-up Zone

Major Education Facilities (cont'd.)

Flynn School

Hunt School

Burlington College

Champlain College

Vermont College of Cosmetology

Affordable Housing

(63 locations; see map)

Human Service Agencies

Cathedral Square Corporation

Health Department – HQ

Vocational Rehabilitation

Greater Burlington YMCA

Vermont Association for the Blind &
Visually Impaired

Wellspring

Chittenden County Senior Citizen

Alliance

Champlain Senior Center, Inc.

American Red Cross / Northern

Vermont Chapter

Social Services

Vermont Health Department

Mental Health Care Center

Committee on Temporary Shelter

Ronald McDonald House

United Way of Chittenden County

Career Resource Center – Burlington

ROUTE 8: OLD NORTH END LOOP

SERVICE DESCRIPTION

Service Type	Fixed Route
Service Description	In-town
Area Description	Urban
Hours of Service	6:45 am - 6:40 pm
Days of Service	Monday through Saturday
Seasons of Operation	Year-Round
Headways	Weekdays: 34 round trips daily; Saturday: 24 round trips Peak: 15 min. Off-peak: 30 min.
Fares	\$1.00
Round-Trip Miles	2.9
Round-Trip Hours	25 minutes

PRODUCTIVITY DATA (FY2001)

Annual Boardings	59,044
Annual Revenue Hours	4,954
Annual Revenue Miles	52,512
Annual Operating Cost	\$246,999
Boardings per Revenue Hour	11.9
Boardings per Revenue Mile	1.1
Operating Cost per Revenue Hour	\$49.86
Operating Cost per Revenue Mile	\$4.70
Operating Cost per Boarding	\$4.18

MAJOR TRIP GENERATORS

Major Employers

- Chittenden Bank
- Radisson-Burlington Hotel
- Filene's
- Howard Bank
- Merchants Bank
- Burlington Free Press
- Bruegger's Bagel Bakery Inc.
- Mortgage Services Inc.
- Sodexo Food Service (previously Marriott)

Medical

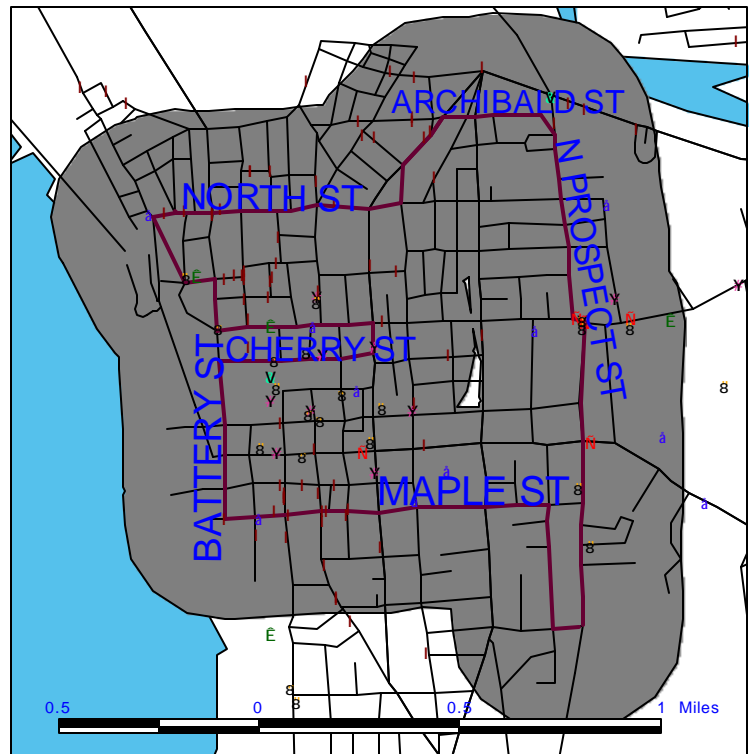
- Fletcher Allen Wellness Center
- Fletcher Allen Health Care—University Health Center Campus
- UVM Eleanor Luse Center

Shopping

- Burlington Town Center

Major Educational Facilities

- University of Vermont
- Burlington College
- Champlain College
- Community College of Vermont
- Vermont College of Cosmetology
- Mater Christi



Productivity data is for
FY2001. All other
route profile
information is for
services as revised in
November 2001.

LEGEND

- Major Trip Generators
- B Major Employer
- N Medical
- V Shopping
- a Educational Facilities
- I Affordable Housing
- Y Human Service Agencies
- g Park and Ride
- E Other Facilities

- Rte 8: Old North End Loop
- Buffer 1 of Rte 8: Old North End Loop



Affordable Housing

(70 locations; see map)

Human Service Agencies

Cathedral Square Corporation

Health Department – HQ

Vocational Rehabilitation

Greater Burlington YMCA

Vermont Association for the Blind & Visually Impaired

Champlain Senior Center, Inc.

American Red Cross / Northern Vermont Chapter

Mental Health Care Center

Committee on Temporary Shelter

Ronald McDonald House

United Way of Chittenden County

Spectrum Youth & Family Services

Career Resource Center (Burlington)

Other Facilities

Fleming Museum

ROUTE 9: RIVERSIDE/WINOOSKI ROUTE

SERVICE DESCRIPTION

Service Type	Fixed Route
Service Description	In-town
Area Description	Urban
Hours of Service	Weekdays: 6:45 am - 11:30 pm; Saturday: 6:15 am - 6:40 pm
Days of Service	Monday through Saturday
Seasons of Operation	Year-Round
Headways	Weekdays: 19 round trips daily; Saturday: 13 round trips Peak: 30 min. Off-peak: 1 hour Sat.: 1 hour
Fares	\$1.00
Round-Trip Miles	14 miles (10 for trips which only go between Cherry Street and Champlain Mill)
Round-Trip Hours	45-50 minutes (25 minutes for trips which only go between Cherry St. and Champlain Mill)

PRODUCTIVITY DATA (FY2001)

Annual Boardings	93,826
Annual Revenue Hours	4,885
Annual Revenue Miles	56,906
Annual Operating Cost	\$251,317
Boardings per Revenue Hour	19.2
Boardings per Revenue Mile	1.6
Operating Cost per Revenue Hour	\$51.45
Operating Cost per Revenue Mile	\$4.42
Operating Cost per Boarding	\$2.68

MAJOR TRIP GENERATORS

Major Employers

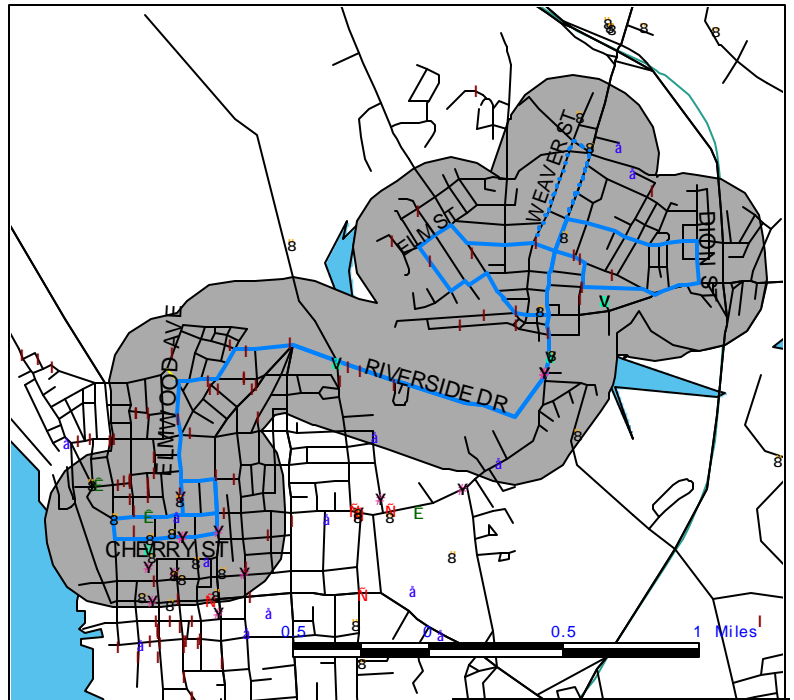
- Chittenden Bank
- Radisson-Burlington Hotel
- Filene's
- Howard Bank
- Merchants Bank
- Burlington Free Press
- Bruegger's Bagel Bakery Inc.
- Mortgage Services Inc.
- City of Winooski
- Ireland Concrete Construction Corp.
- Vermont Student Assistance Corporation
- Bio-Tek Instruments Inc.
- Twincraft Inc.
- York Capacitor Corporation

Medical

- Fletcher Allen Wellness Center

Shopping

- Burlington Town Center
- Cumberland Farms Food Store
- Champlain Mill
- Beverage Warehouse
- Sports Products



Productivity data is for
FY2001. All other
route profile
information is for
services as revised in
November 2001.

LEGEND

Major Trip Generators

- B Major Employer
- N Medical
- V Shopping
- A Educational Facilities
- I Affordable Housing
- Y Human Service Agencies
- G Park and Ride
- E Other Facilities

B Rte. 9: Riverside / Winooski Route
A Rte. 9 Deviations
 Quarter-Mile Walk-up Zone

Educational Facilities

Champlain College
Community College of Vermont
Trinity College
Winooski High School
JFK Elementary School

Affordable Housing

(60 locations; see map)

Human Service Agencies

Cathedral Square Corporation
Health Department – HQ
Vocational Rehabilitation
Greater Burlington YMCA
Vermont Association for the Blind & Visually
Impaired
Champlain Senior Center, Inc.
Champlain ARC
Champlain Valley Agency on Aging
Spectrum Youth & Family Services
Transitional Service for Youth / Family
Ronald McDonald House
United Way of Chittenden County
Career Resource Center – Burlington

ROUTE 11: COLLEGE STREET SHUTTLE

SERVICE DESCRIPTION

Service Type	Fixed Route
Service	In-town
Description	
Area Description	Urban
Hours of Service	Winter: 6:15 am - 7:15 pm; longer hours in summer
Days of Service	Winter: Monday through Friday Summer: Seven days
Seasons of Operation	Year-round
Headways	Winter: Early-morn/late eve: 30 min. From 8:15 – 6:15: 15 min. Summer weekdays: Early-morn/late eve: 30 min. Peak, midday: 15 min. Summer weekends: 11am-6pm: 15 min. 6pm-9 pm: 30 min.
Fares	Free
Round-Trip Miles	3 miles
Round-Trip Hours	30 minutes

PRODUCTIVITY DATA (FY2001)

Annual Boardings	170,986
Annual Revenue Hours	6,509
Annual Revenue Miles	45,550
Annual Operating Cost	289,038
Boardings per Revenue Hour	26.3
Boardings per Revenue Mile	3.8
Operating Cost per Revenue Hour	\$44.41
Operating Cost per Revenue Mile	\$6.35
Operating Cost per Boarding	\$1.69

Productivity data is for FY2001.
All other route profile
information is for services as
revised in November 2001.

MAJOR TRIP GENERATORS

Major Employers

Chittenden Bank
 Radisson-Burlington Hotel
 Filene's
 Howard Bank
 Merchants Bank
 Burlington Free Press
 Bruegger's Bagel Bakery Inc.
 Mortgage Services Inc.

Medical

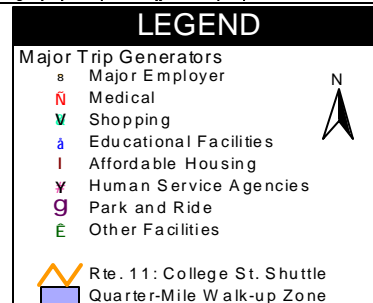
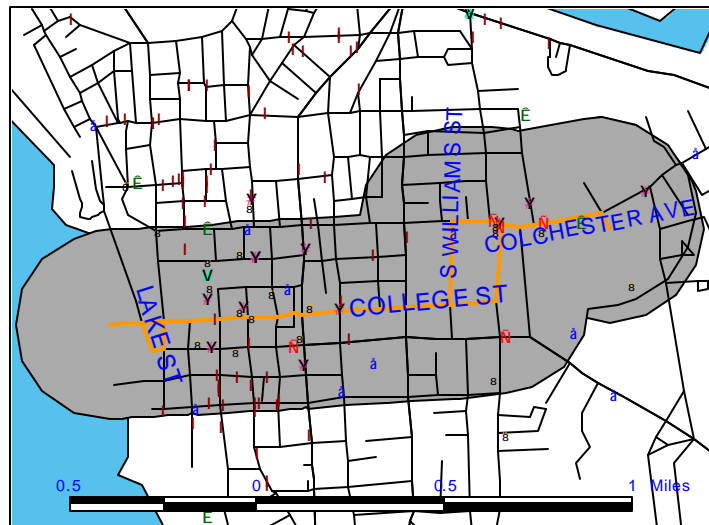
Fletcher Allen Wellness Center
 FAHC-UVM Medical Center Campus
 FAHC-University Health Center
 Campus
 UVM Eleanor Luse Center

Shopping

Burlington Town Center

Educational Facilities

UVM College of Medicine
 Community College of Vermont
 Champlain College



University of Vermont
Vermont College of Cosmetology

Affordable Housing

(23 locations; see map)

Human Service Agencies

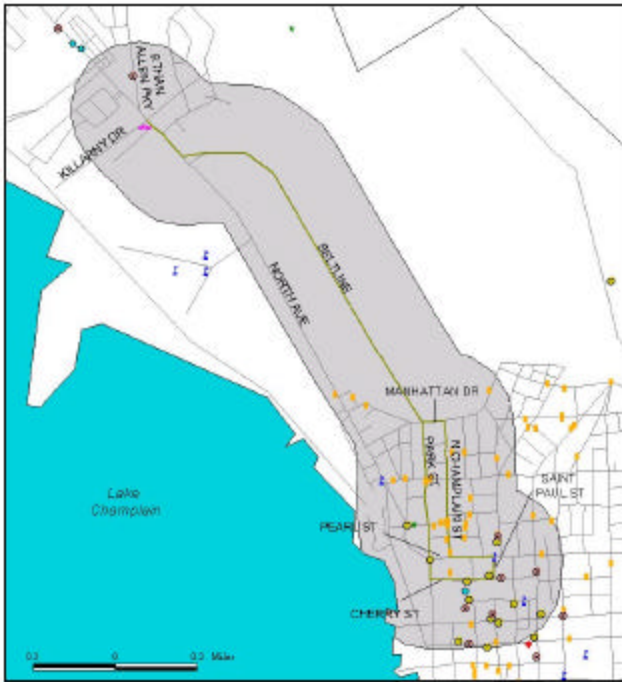
Cathedral Square Corporation
Health Department – HQ (Cherry St.)
Vocational Rehabilitation
Health Department (Colchester Ave.)
Greater Burlington YMCA
Champlain Senior Center, Inc.
American Red Cross / Northern Vermont Chapter
Mental Health Care Center
Committee on Temporary Shelter
Ronald McDonald House
United Way of Chittenden County
Career Resource Center – Burlington

Other Facilities

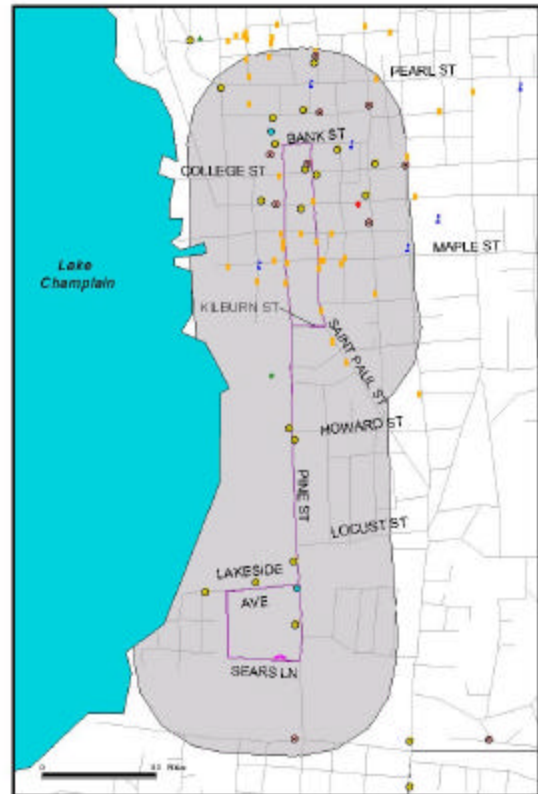
Fleming Museum

ROUTES 13 AND 17: DOWNTOWN PARC SOUTH SHUTTLE, AND PARC NORTH

PARC NORTH



PARC SOUTH



SERVICE DESCRIPTION (PARC South)

Service Type	Fixed Route
Service Description	In-Town Park and ride shuttle
Area of Description	Urban
Hours of Service	6:30 am – 9:24 am; 1:05 pm – 10:05 pm
Days of Service	Monday through Friday
Seasons of Operation	Year-Round
Headways	45 round trips daily Peak: 15 minutes. Off Peak: 15 minutes.
Fares	\$15 monthly pass \$1.00 single ride
Round Trip Miles	2.9
Round Trip Hours	15 minutes



Productivity data (for PARC South) is for FY2001. All other route profile information is for services as revised in November 2001. PARC North was implemented after data collection.

PRODUCTIVITY DATA

PARC South Only – (FY 2001)

Annual Boardings	46,889
Annual Revenue Hours	3,134
Annual Revenue Miles	32,715
Annual Operating Cost	\$155,492
Boardings per Revenue Hour	15
Boardings per Revenue Mile	1.4
Operating Cost per Revenue Hour	\$49.61

MAJOR TRIP GENERATORS

(PARC South Only)

MAJOR EMPLOYERS

Blodgett Oven Co.
General Dynamics
Swish Maintenance Ltd.
Specialty Filaments Inc.
Chittenden Bank
Radisson-Burlington Hotel
Filene's
Howard Bank
Merchants Bank
Burlington Free Press

PARK & RIDE LOT

Downtown PARC Lot

OTHER FACILITIES

VT Transit Bus Depot

This route serves no: Affordable Housing, Human Service Agencies, Medical, Shopping, or Educational Facilities because there are no intermediate stops between the park-and-ride lot and the downtown business district.

ROUTE 23 (WEEKDAY): WILLISTON ROUTE

SERVICE DESCRIPTION

Service Type	Fixed Route
Service Description	City to Outlying Area
Area Description	Suburban
Hours of Service	6:25 am - 7:50 pm
Days of Service	Monday through Friday
Seasons of Operation	Year-Round
Headways	14 round trips daily Peak: 1 hour Off-peak: 1 hour
Fares	\$1.00 each way
Trip Miles	13 miles each way
Trip Hours	60 minutes round trip

PRODUCTIVITY DATA (FY2001)

Boardings	15,257 (9 Months)
Revenue hours	2,702 (9 Months)
Revenue miles	46,613

Productivity data is for FY2001. All other route profile information is for services as revised in November 2001.

MAJOR TRIP GENERATORS

Major Employers

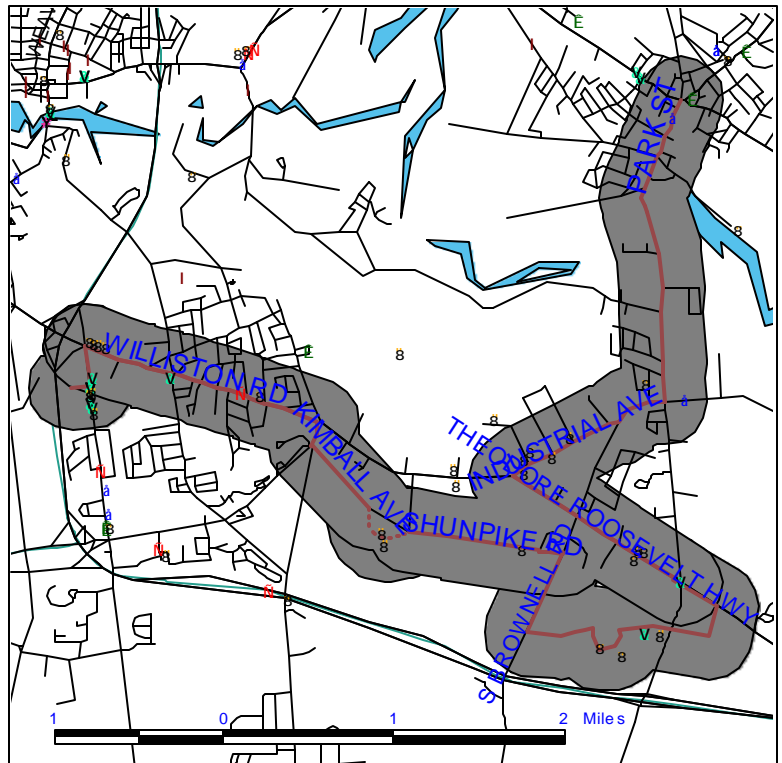
- Bouyea-Fassetts Bakery
- Sheraton Burlington Hotel
- Holiday Inn
- Best Western
- Clarion Hotel & Conference Ctr.
- Ben & Jerry's Homemade Inc.
- INS
- New England Air Systems Inc.
- Rossignol Ski Co.
- ST Griswold & Company Inc.
- Velan Valve Corporation
- American International Distribution Corp.
- Land Air Express of Vermont
- United Parcel Service
- Pre-Tech Plastics
- Don-Vac
- Omega Electric Construction Co.
- Pillsbury Manor

Medical

- Burlington Podiatry Center

Shopping

- University Mall
- Hannaford Food and Drug Superstore (2 sites)
- Ames Department Store
- Bon-Ton Department Stores Inc.
- JC Penney
- Dorset Square Mall
- Barnes and Noble
- Taft Corners Shopping Center



- Wal-Mart 2225
- Home Depot 4501

Educational Facilities

None

Affordable Housing

None

Human Service Agencies

None

Other Facilities

Amtrak Station

LEGEND

Major Trip Generators

- B Major Employer
- N Medical
- V Shopping
- A Educational Facilities
- I Affordable Housing
- Y Human Service Agencies
- g Park and Ride
- E Other Facilities

- ⬮ Rte. 23: Williston Route (weekdays)
- ⬮ Rte. 23: Williston Rte. Deviations
- ⬮ Quarter-Mile Walk-up Zone



ROUTE 23 (SATURDAY): WILLISTON ROUTE

SERVICE DESCRIPTION

Service Type	Fixed Route
Service Description	City to Outlying Area
Area Description	Suburban
Hours of Service	6:25 am - 8:20 pm
Days of Service	Saturday
Seasons of Operation	Year-Round
Headways	11 daily trips - S. Burl. to Essex Junction. 12 trips in reverse direction Headway: 75 minutes
Fares	\$1.00 each way
Trip Miles	12 miles each way
Trip Hours	34 minutes each way

PRODUCTIVITY DATA

Since this route has been recently modified, performance data from previous periods is not applicable to the current route.

Route profile information is for services as revised in November 2001.

MAJOR TRIP GENERATORS

Major Employers

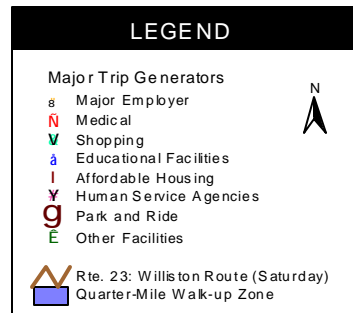
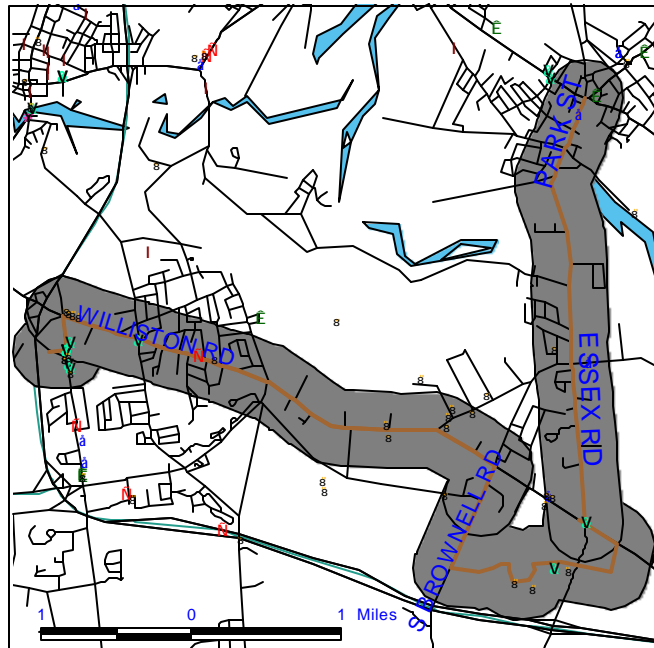
- Bouyea-Fassetts Bakery
- Sheraton Burlington Hotel
- Holiday Inn
- Best Western
- Clarion Hotel & Conference Center
- Peck Electric Company
- Resolution Inc.
- New England Air Systems Inc.
- Rossignol Ski Co.
- ST Griswold & Company Inc.
- Velan Valve Corporation
- American International Distribution Corp
- Pre-Tech Plastics
- Don-Vac
- Omega Electric Construction Co.

Medical

- Burlington Podiatry Center

Shopping

- University Mall
- Hannaford Food and Drug Superstore (2 sites)
- Ames Department Store
- Bon-Ton Department Stores Inc.
- JC Penny
- Dorset Square Mall
- Barnes and Noble
- Taft's Corners Shopping Center
- Wal-Mart
- Home Depot 4501



Other Facilities

- Amtrak Station

There are no Educational facilities, Human Service Agencies, or Affordable Housing Units

ROUTE 24: SOUTH BURLINGTON BUSINESS SHUTTLE

SERVICE DESCRIPTION

Service Type	Fixed Route
Service Description	
Area Description	
Hours of Service	6:16 – 9:29 am and 2:48 – 6:48 pm
Days of Service	Monday through Friday
Seasons of Operation	Year-Round
Headways	15 rounds trips daily (7 morning; 8 afternoon); Peak: Service timed to meet Champlain Flyer rail, approx. twice hourly Off-peak: no service
Fares	\$1.00 each way
Round-Trip Miles	3 miles
Round-Trip Hours	20-32 minutes

Since this is a new route, data from previous operating periods is not available.

MAJOR TRIP GENERATORS

Major Employers

IDX Systems Corporation
Verizon New England
Farrell Distributing Corp.
Smart Suites
Lewis Motors
Heritage Ford

Affordable Housing

None

Human Service Agencies

None

Medical

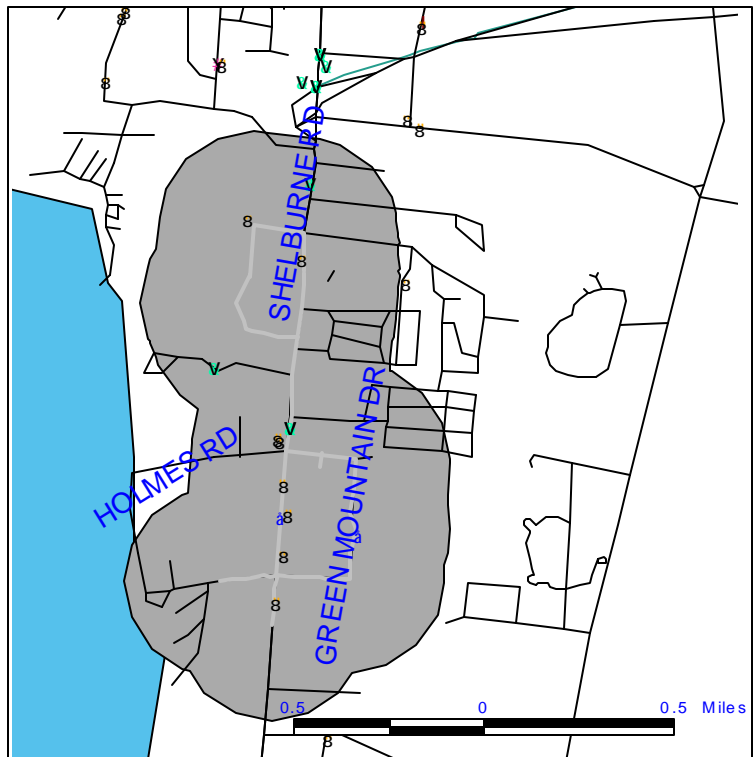
None

Shopping

Hannaford Food and Drug Superstore
Talbot's Inc.
Shelburne Square Shopping Center
Kmart Store 7039

Educational Facilities

VT Common School
O'Briens Training Center



LEGEND

Major Trip Generators

- B Major Employer
- N Medical
- V Shopping
- A Educational Facilities
- I Affordable Housing
- Y Human Service Agencies
- G Park and Ride
- E Other Facilities

B Route 24: S. Burlington Business Shuttle
 Quarter-Mile Walk-Up Zone

APPENDIX G

ANALYSIS OF TRANSFER DATA

APPENDIX G

ANALYSIS OF TRANSFER DATA

The registering farebox data for March 11-15, 2002 revealed that the current pulse structure requires a high level of transfers, and that most transfers take place downtown. In a typical weekday, 15 percent of riders have to transfer. Table G-1 and G-2 present transfer data for that period.

Analysis of this situation reveals several problems with the current structure. One is the fact that none of the routes are through-routed, so any passenger going beyond downtown must transfer to another route. Increasingly, retail and employment destinations are found outside of downtown, which is likely to increase the number of riders who will have to transfer under the current structure. Through-routing could reduce the number of transfers.

A second issue concerns the pulse, which calls for all the routes to leave downtown at the same time. Given the current route structure, some routes are too short or too long to make the timed transfer easily. On short routes it means transferring passengers must wait until the pulse departures, and buses sit unproductively waiting to leave **B** benefiting neither the passenger nor the system. On long routes, it means buses are likely to be late -- which in a pulse system means all the buses are late. Improving this situation would require reducing the number of transfers required, reducing the waiting time of riders if possible, and eliminating the unproductive vehicle time.

Considering the travel patterns of both current and potential riders, the major transfer point should still be located in downtown, because the majority of trips radiate to/from that area. Further, given the current routes and the number of transfers, it is probably important that at least some of the routes meet for a timed transfer.

Table G-1 - TRANSFERS RECEIVED - March 11-15, 2002

	Total Ridership	Transfers Onto Route		Transfer Off of Route		TOTAL	
		Transfers to Route	Percent	Transfers from Route	Percent	Total Transfer Activity	Percent
1 - AIRPORT	3,741	392	10%	353	9%	745	20%
2 - ESSEX OUTBOUND	2,380	296	12%	100	4%	396	17%
3 - ESSEX INBOUND	2,114	135	6%	202	10%	337	16%
4 - ESSEX CENTER	262	28	11%	24	9%	52	20%
5 - LAKESIDE\SOUTH MEADOWS	980	76	8%	143	15%	219	22%
22 - LEDGEWOOD\LAKESIDE	897	110	12%	116	13%	226	25%
6 - SOUTH END\SHELBURNE	2,642	232	9%	258	10%	490	19%
7 - NORTH AVENUE	4,409	332	8%	272	6%	604	14%
8 - OLD NORTH END LOOP	1,153	99	9%	107	9%	206	18%
9 - RIVERSIDE\WINOOSKI\MILL	2,087	222	11%	146	7%	368	18%
11&10 - UVM and COLLEGE ST. SHUTTLE	2,850 *	1	0%	12	0%	13	0.5%
13 - P.A.R.C. SHUTTLE	179	1	1%	1	1%	2	1%
21 - NEIGHBORHOOD SPECIALS	3,940	19	0%	221	6%	240	6%
23 - WILLISTON	371	106	29%	79	21%	185	50%
TOTAL	28,005	2,049	7%	2,034	7%	4,083	15%

*Estimated at 171,000 annual trips.

Table G-2 - TRANSFERS RECEIVED - March 11-15, 2002

From Route:	To Route																							TOTAL			
	1 - AIRPORT	2 - ESSEX OUTBOUND	3 - ESSEX INBOUND	4 - ESSEX CENTER	5 - LAKESIDE\SOUTH MEADOWS	22 - LEDGEWOOD\LAKESIDE	6 - SOUTH END\SHELBURNE	7 - NORTH AVENUE	8 - OLD NORTH END LOOP	9 - RIVERSIDE\WINOOSKI\MILL	10 - UVM SHUTTLE	11 - COLLEGE STREET SHUTTLE	13 - P.A.R.C. SHUTTLE	16 - HANNAFORD	19 - P & C #1	20 - P & C #2	21 - NEIGHBORHOOD SPECIALS	23 - WILLISTON	24 - LANE PRESS/KIMBALL AVE	18 - SUNDAY SERVICE	26 - OTHER	29 - Emergency TRAIN BACKUP	33 - ?		46 - After School Specials	47 - ?	
1 - AIRPORT		49	2		12	15	37	83	26	48			1				1	76					1		2	353	
2 - ESSEX OUTBOUND	8		35	14	2	1	6	6	6	10																	100
3 - ESSEX INBOUND	53	2		7	8	24	44	18	11	28																	202
4 - ESSEX CENTER	1		9				2			1																	24
5 - LAKESIDE\SOUTH MEADOWS	40	22	6				5	61	4	5																	143
22 - LEDGEWOOD\LAKESIDE	31	30	5				3	37	3	7																	116
6 - SOUTH END\SHELBURNE	50	83	1		2	6	1	49	23	43																	258
7 - NORTH AVENUE	84	36			27	17	58	1	10	37														2			272
8 - OLD NORTH END LOOP	20	9	4		2	1	11	48	2	9	1																107
9 - RIVERSIDE\WINOOSKI\MILL	29	26	3		3	7	40	18	1	2							16								1		146
10 - UVM SHUTTLE	6				1	1	3		1																		12
11 - COLLEGE STREET SHUTTLE																											--
13 - P.A.R.C. SHUTTLE		1																									1
16 - HANNAFORD																											--
19 - P & C #1																											--
20 - P & C #2																											--
21 - NEIGHBORHOOD SPECIALS	14	31	53		19	27	21	9	11	29							2								5		221
23 - WILLISTON	54	1	17	7																							79
24 - LANE PRESS/KIMBALL AVE																											--
18 - SUNDAY SERVICE																											--
26 - OTHER																											--
29 - EMERGENCY TRAIN BACKUP																											--
46 - AFTER SCHOOL SPECIALS	1					11			1	2																	15
47-?		1					1	2		1																	5
49-?	1	5																									6
TOTAL	392	296	135	28	76	110	232	332	99	222	1	0	1	0	0	0	19	106	0	0	0	0	0	8	0	3	2,060